




Shielded Power Inductors – XAL7030



- High current and very low DCR
- AEC-200 Grade 1 qualified (–40°C to +125°C ambient)
- Soft saturation makes them ideal for VRM/VRD applications.

Designer's Kit C441 contains 3 each of all values

Core material Composite

Environmental RoHS compliant, halogen free

Terminations RoHS compliant tin-silver (96.5/3.5) over copper. Other terminations available at additional cost.

Weight 0.83 – 0.86 g

Ambient temperature –40°C to +125°C with (40°C rise) Irms current.

Maximum part temperature +165°C (ambient + temp rise). **Derating.**

Storage temperature Component: –40°C to +165°C.

Tape and reel packaging: –40°C to +80°C

Resistance to soldering heat Max three 40 second reflows at +260°C, parts cooled to room temperature between cycles

Moisture Sensitivity Level (MSL) 1 (unlimited floor life at <30°C / 85% relative humidity)

Failures in Time (FIT) / Mean Time Between Failures (MTBF)

38 per billion hours / 26,315,789 hours, calculated per Telcordia SR-332

Packaging 400/7" reel; 1500/13" reel Plastic tape: 16 mm wide, 0.3 mm thick, 12 mm pocket spacing, 3.3 mm pocket depth

PCB washing Tested to MIL-STD-202 Method 215 plus an additional aqueous wash. See [Doc787_PCB_Washing.pdf](#).

Part number ¹	Inductance ² ±20% (µH)	DCR (mOhms) ³		SRF typ ⁴ (MHz)	Isat ⁵ (A)	Irms (A) ⁶	
		typ	max			20°C rise	40°C rise
XAL7030-161ME_	0.16	1.15	1.26	158	60.0	24.9	32.5
XAL7030-301ME_	0.30	1.75	1.92	101	41.0	21.0	27.6
XAL7030-601ME_	0.60	3.00	3.30	72	36.0	18.0	23.0
XAL7030-102ME_	1.0	4.55	5.00	52	28.0	16.1	21.8
XAL7030-152ME_	1.5	7.60	8.36	39	23.5	11.9	15.0
XAL7030-222ME_	2.2	13.7	15.07	29	18.0	10.0	12.9
XAL7030-272ME_	2.7	15.7	17.30	32	12.8	9.2	11.4
XAL7030-332ME_	3.3	19.5	21.45	25	12.3	8.0	10.0
XAL7030-472ME_	4.7	26.1	30.00	21	10.1	6.9	9.0
XAL7030-562ME_	5.6	28.1	32.32	17	9.8	5.3	7.3
XAL7030-682ME_	6.8	45.0	51.75	15	8.7	4.4	6.8
XAL7030-822ME_	8.2	53.0	60.94	13	8.4	2.9	5.9
XAL7030-103ME_	10	60.4	69.46	12	7.7	2.6	5.3

Irms Testing

Irms testing was performed on 0.75 inch wide × 0.25 inch thick copper traces in still air.

Temperature rise is highly dependent on many factors including pcb land pattern, trace size, and proximity to other components. Therefore temperature rise should be verified in application conditions.

1. When ordering, please specify **termination** and **packaging** code:

XAL7030-562MEC

Termination: **E** = Halogen free component. RoHS compliant tin-silver over copper terminations. Special order: **T** = RoHS tin-silver-copper (95.5/4/0.5) or **S** = non-RoHS tin-lead (63/37).

Packaging: **C** = 7" machine-ready reel. EIA-481 embossed plastic tape (400 parts per full reel).

B = Less than full reel. In tape, but not machine ready. To have a leader and trailer added (\$25 charge), use code letter C instead.

D = 13" machine-ready reel. EIA-481 embossed plastic tape. Factory order only, not stocked (1500 parts per full reel).

2. Inductance tested at 1 MHz, 0.1 Vrms, 0 Adc.

3. DCR measured on a micro-ohmmeter.

4. SRF measured using Agilent/HP 4395A or equivalent.

5. DC current at 25°C that causes an inductance drop of 30% (typ) from its value without current.

[Click for temperature derating information.](#)

6. Current that causes the specified temperature rise from 25°C ambient. This information is for reference only and does not represent absolute maximum ratings. [Click for temperature derating information.](#)

7. Electrical specifications at 25°C.

Refer to Doc 362 "Soldering Surface Mount Components" before soldering.



www.coilcraft.com

US +1-847-639-6400 sales@coilcraft.com

UK +44-1236-730595 sales@coilcraft-europe.com

Taiwan +886-2-2264 3646 sales@coilcraft.com.tw

China +86-21-6218 8074 sales@coilcraft.com.cn

Singapore + 65-6484 8412 sales@coilcraft.com.sg

Document 863-1 Revised 01/14/18

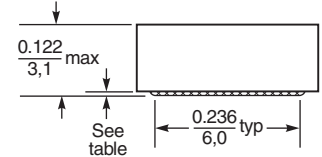
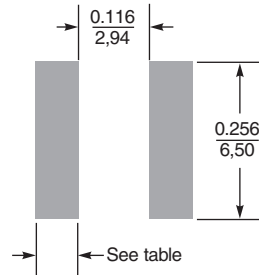
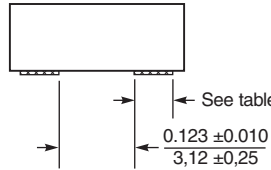
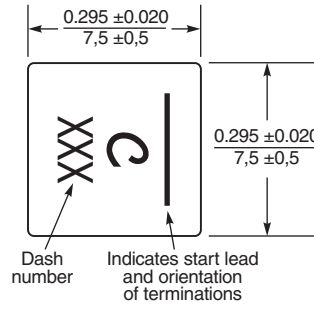
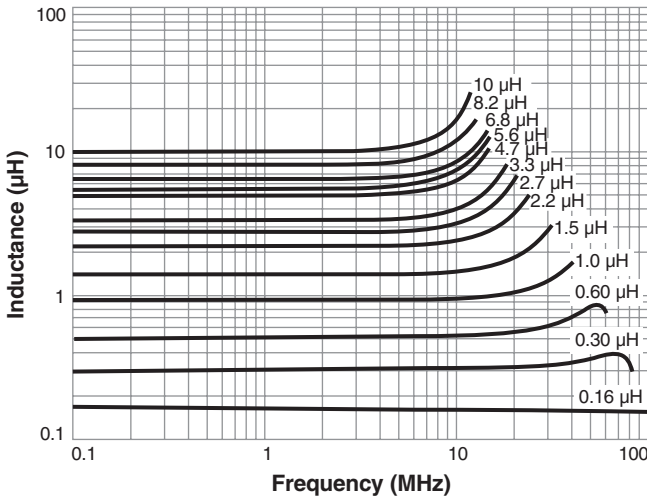
© Coilcraft Inc. 2018

This product may not be used in medical or high risk applications without prior Coilcraft approval. Specification subject to change without notice. Please check web site for latest information.

HIGH TEMPERATURE

Shielded Power Inductors – XAL7030

Typical L vs Frequency



Recommended Land Pattern

Dimensions are in $\frac{\text{inches}}{\text{mm}}$

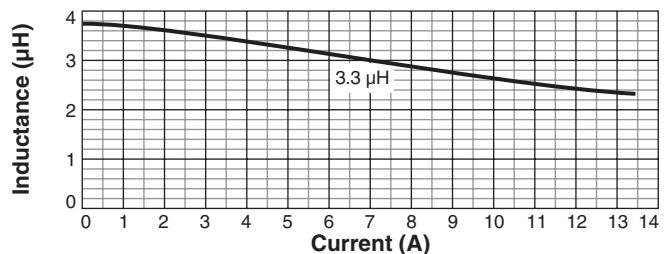
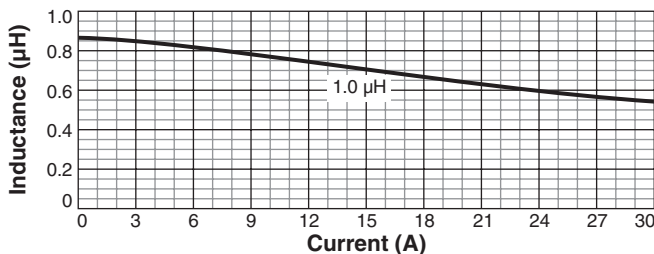
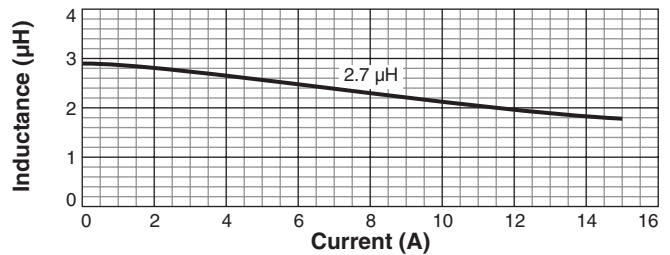
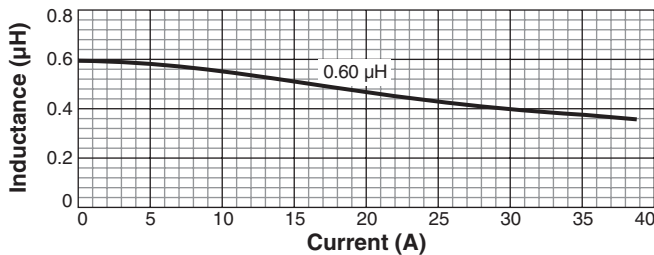
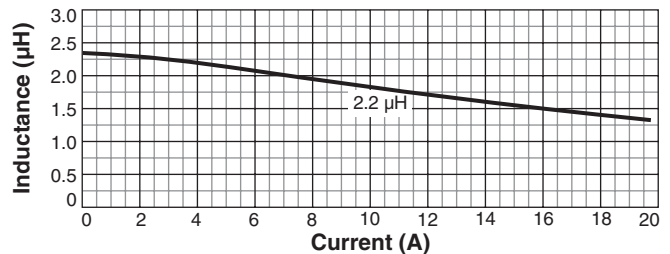
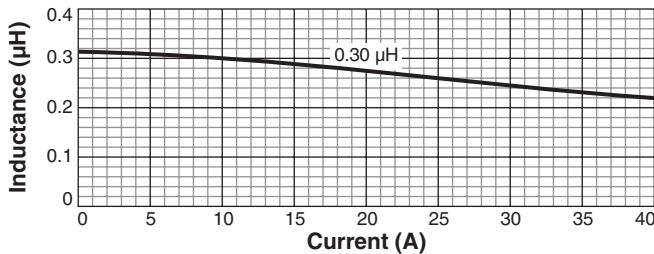
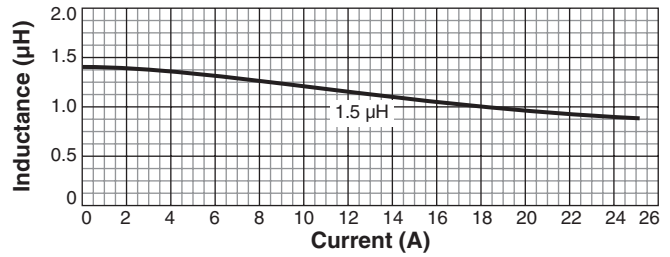
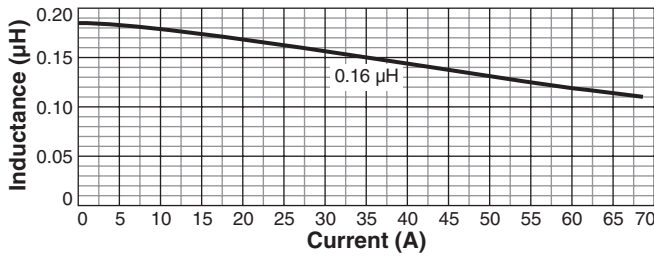
Dash number	Terminal thickness (typ) (in / mm)	Terminal width $\pm 0.004 / \pm 0.10$ (in / mm)	Land pattern width (in / mm)
-161	0.0138 / 0.35	0.063 / 1,60	0.070 / 1.78
-301	0.0138 / 0.35	0.063 / 1,60	0.070 / 1.78
-601	0.0098 / 0.25	0.063 / 1,60	0.070 / 1.78
-102	0.0079 / 0.20	0.063 / 1,60	0.070 / 1.78
-152	0.0059 / 0.15	0.063 / 1,60	0.070 / 1.78
-222	0.0039 / 0.10	0.063 / 1,60	0.070 / 1.78
-272	0.0039 / 0.10	0.063 / 1,60	0.070 / 1.78
-332	0.0039 / 0.10	0.063 / 1,60	0.070 / 1.78
-472	0.0031 / 0.08	0.055 / 1,40	0.062 / 1.58
-562	0.0031 / 0.08	0.055 / 1,40	0.062 / 1.58
-682	0.0024 / 0.06	0.055 / 1,40	0.062 / 1.58
-822	0.0024 / 0.06	0.055 / 1,40	0.062 / 1.58
-103	0.0024 / 0.06	0.055 / 1,40	0.062 / 1.58



HIGH TEMPERATURE

Shielded Power Inductors – XAL7030

L vs Current



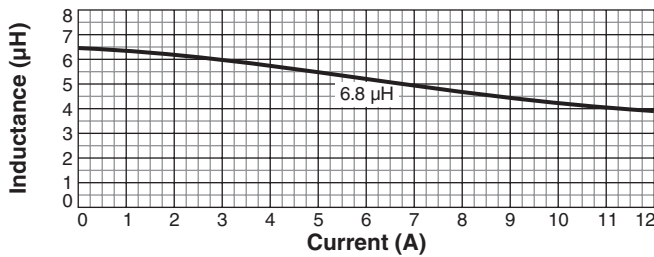
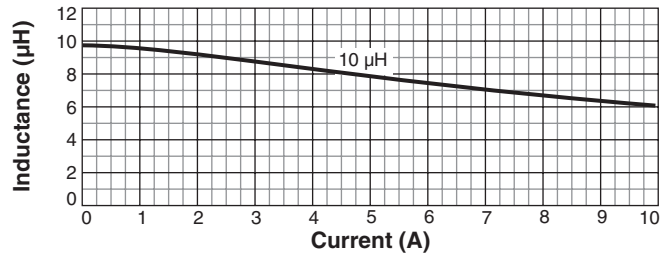
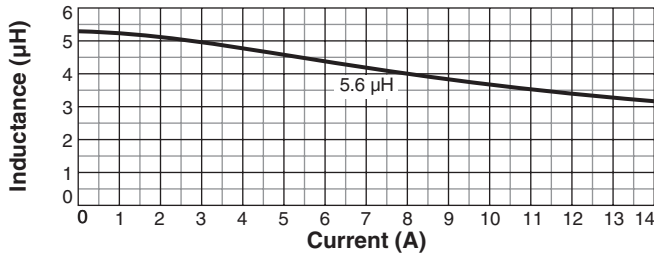
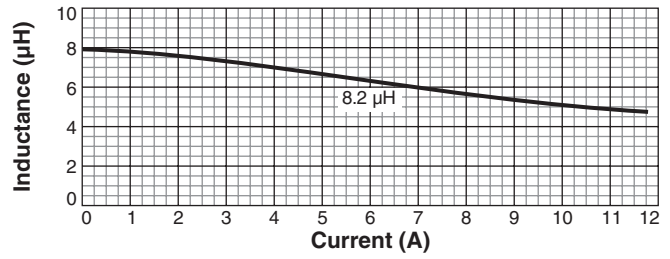
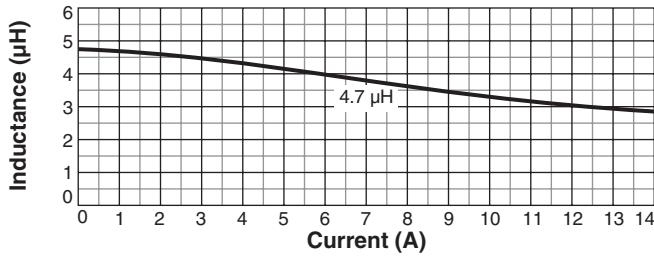
US +1-847-639-6400 sales@coilcraft.com
UK +44-1236-730595 sales@coilcraft-europe.com
Taiwan +886-2-2264 3646 sales@coilcraft.com.tw
China +86-21-6218 8074 sales@coilcraft.com.cn
Singapore + 65-6484 8412 sales@coilcraft.com.sg

Document 863-3 Revised 01/14/18
 © Coilcraft Inc. 2018
 This product may not be used in medical or high risk applications without prior Coilcraft approval. Specification subject to change without notice. Please check web site for latest information.

HIGH TEMPERATURE

Shielded Power Inductors – XAL7030

L vs Current



US +1-847-639-6400 sales@coilcraft.com
UK +44-1236-730595 sales@coilcraft-europe.com
Taiwan +886-2-2264 3646 sales@coilcraft.com.tw
China +86-21-6218 8074 sales@coilcraft.com.cn
Singapore + 65-6484 8412 sales@coilcraft.com.sg

Document 863-4 Revised 01/14/18
 © Coilcraft Inc. 2018
 This product may not be used in medical or high risk applications without prior Coilcraft approval. Specification subject to change without notice. Please check web site for latest information.