


**VERY LOW AC
AND DC LOSSES**

Shielded Power Inductors XEL4012, 4014



- Extremely low DCR and ultra low AC losses for high switching frequencies (2 to 5 MHz)
- Superior current handling with soft saturation characteristics
- Can withstand high current spikes
- XEL4014: AEC-200 Grade 1 qualified (–40°C to +125°C ambient)

Core material Composite

Environment RoHS compliant, halogen free

Terminations RoHS compliant, tin-silver over copper.

Weight 0.11 g

Ambient temperature –40°C to +125°C with (40°C) Irms current.

Maximum part temperature +165°C (ambient + temp rise).

Storage temperature Component: –40°C to +165°C.

Tape and reel packaging: –40°C to +80°C

Resistance to soldering heat Max three 40 second reflows at +260°C, parts cooled to room temperature between cycles

Moisture Sensitivity Level (MSL) 1 (unlimited floor life at <30°C / 85% relative humidity)

Failures in Time (FIT) / Mean Time Between Failures (MTBF)

38 per billion hours / 26,315,789 hours, calculated per Telcordia SR-332

PCB washing Tested to MIL-STD-202 Method 215 plus an additional aqueous wash. See [Doc787_PCB_Washing.pdf](#).

| Part number ¹ | Inductance ² (nH) | DCR (mOhms) ³ | | SRF typ ⁴ (MHz) | Isat ⁵ (A) | Irms (A) ⁶ | |
|--------------------------|---------------------------------|--------------------------|------|-------------------------------|--------------------------|-----------------------|-----------|
| | | typ | max | | | 20°C rise | 40°C rise |
| XEL4012-920NE_ | 92 ±30% | 5.2 | 5.7 | 279 | 24.0 | 11.5 | 16.5 |
| XEL4012-221NE_ | 220 ±30% | 9.7 | 10.6 | 146 | 16.0 | 6.5 | 9.0 |
| XEL4014-221ME_ | 220 ±20% | 7.5 | 9.5 | 150 | 18.2 | 9.0 | 12.0 |
| XEL4014-331ME_ | 330 ±20% | 9.9 | 12.0 | 110 | 14.6 | 6.5 | 9.0 |
| XEL4014-561ME_ | 560 ±20% | 16.5 | 18.4 | 80 | 11.6 | 5.5 | 7.5 |
| XEL4014-781ME_ | 780 ±20% | 20.3 | 22.8 | 70 | 9.8 | 5.0 | 6.5 |

1. When ordering, please specify **packaging** code:

XEL4014-781MEC

Packaging: **C** = 7" machine-ready reel. EIA-481 embossed plastic tape.

B = Less than full reel. In tape, but not machine ready. To have a leader and trailer added (\$25 charge), use code letter C instead.

D = 13" machine-ready reel. EIA-481 embossed plastic tape. Factory order only, not stocked (4000 parts per full reel).

2. Inductance tested at 100 kHz, 0.1 Vrms, 0 Adc.

3. DCR measured on a micro-ohmmeter.

4. SRF measured using Agilent/HP 4395A or equivalent.

5. DC current at which the inductance drops 30% (typ) from its value without current.

6. Current that causes the specified temperature rise from 25°C ambient. This information is for reference only and does not represent absolute maximum ratings.

7. Electrical specifications at 25°C.

Refer to Doc 362 "Soldering Surface Mount Components" before soldering.

Irms Testing

Irms testing was performed on 0.75 inch wide × 0.25 inch thick copper traces in still air.

Temperature rise is highly dependent on many factors including pcb land pattern, trace size, and proximity to other components. Therefore temperature rise should be verified in application conditions.



www.coilcraft.com

US +1-847-639-6400 sales@coilcraft.com

UK +44-1236-730595 sales@coilcraft-europe.com

Taiwan +886-2-2264 3646 sales@coilcraft.com.tw

China +86-21-6218 8074 sales@coilcraft.com.cn

Singapore + 65-6484 8412 sales@coilcraft.com.sg

Document 1105-1 Revised 03/10/16

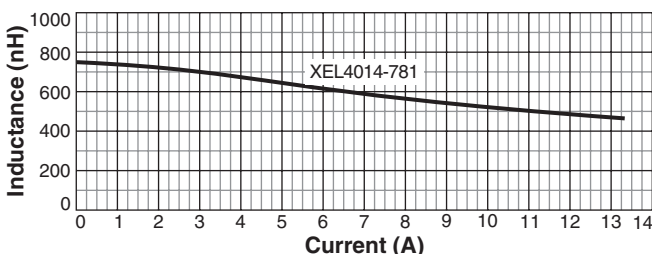
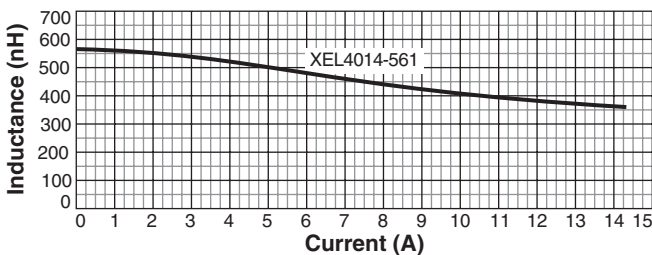
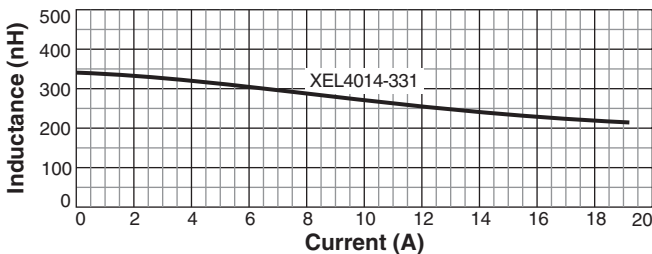
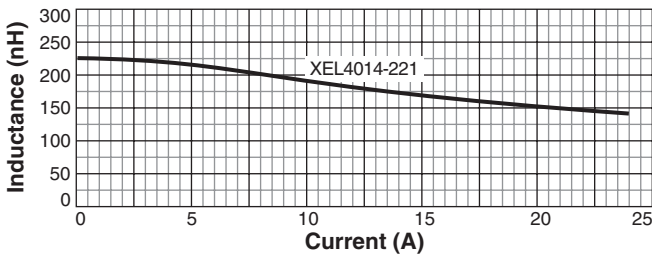
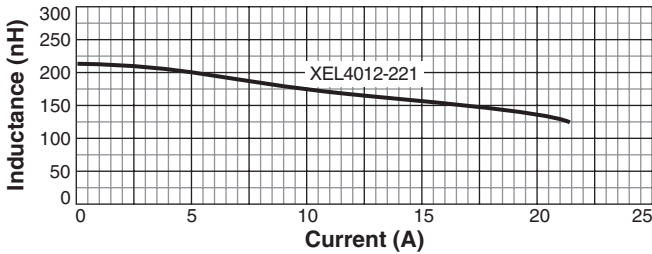
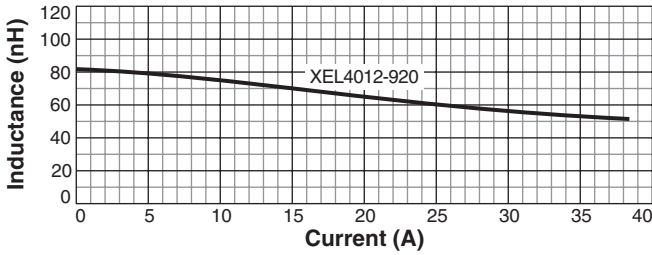
© Coilcraft Inc. 2016

This product may not be used in medical or high risk applications without prior Coilcraft approval. Specification subject to change without notice. Please check web site for latest information.

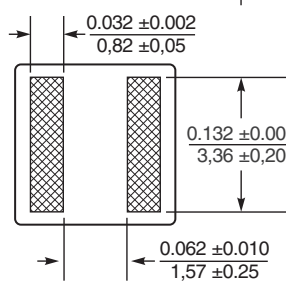
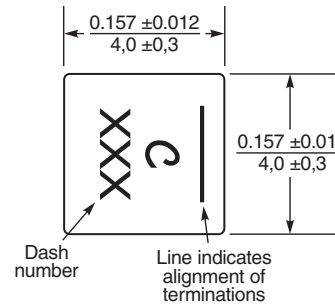
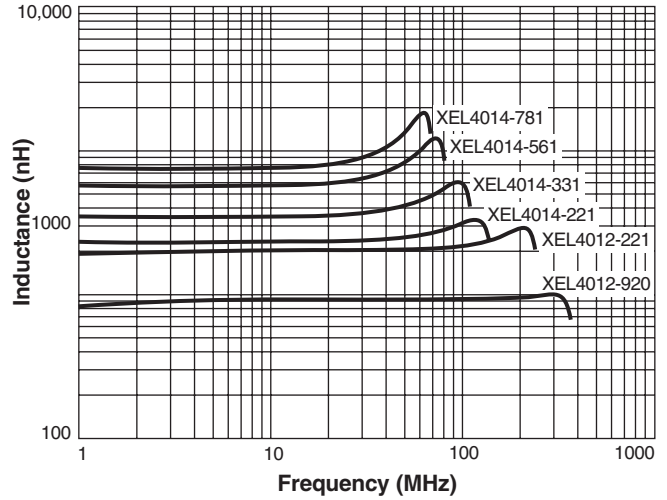
VERY LOW AC AND DC LOSSES

Shielded Power Inductors – XEL4012, XEL4014

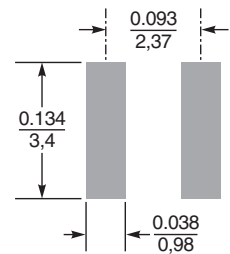
L vs Current



L vs Frequency



| Series | Height in / mm |
|---------|----------------|
| XEL4012 | 0.047 / 1,20 |
| XEL4014 | 0.055 / 1,40 |



Dimensions are in inches / mm

Recommended Land Pattern

Packaging

XEL4012 1500/7" reel; 5000/13" reel Plastic tape: 12 mm wide, 0.23 mm thick, 8 mm pocket spacing, 1.40 mm pocket depth
XEL4014 1000/7" reel; 4000/13" reel Plastic tape: 12 mm wide, 0.23 mm thick, 8 mm pocket spacing, 1.78 mm pocket depth



US +1-847-639-6400 sales@coilcraft.com
UK +44-1236-730595 sales@coilcraft-europe.com
Taiwan +886-2-2264 3646 sales@coilcraft.com.tw
China +86-21-6218 8074 sales@coilcraft.com.cn
Singapore + 65-6484 8412 sales@coilcraft.com.sg

Document 1105-2 Revised 03/10/16

© Coilcraft Inc. 2016

This product may not be used in medical or high risk applications without prior Coilcraft approval. Specification subject to change without notice. Please check web site for latest information.