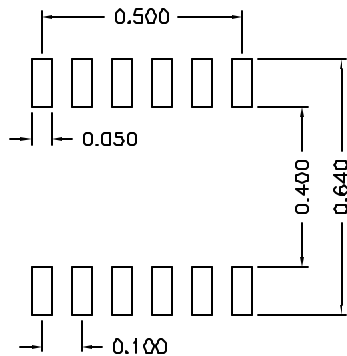
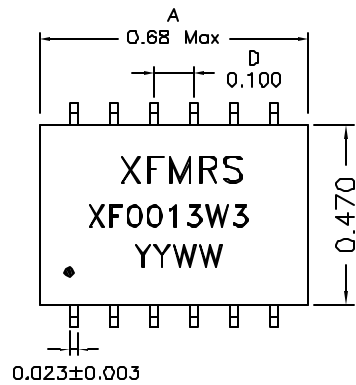


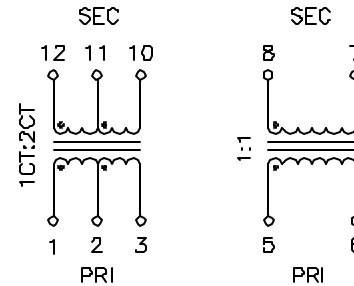
## 1. Dimensions:



SUGGESTED PAD LAYOUT

www.DataSheet4U.com

## 2. Schematic:



## 3. Electrical Specifications: @25°C

Isolation Voltage: 2000VAC (PRI - SEC)

Turns Ratio: (1-2-3):(12-11-10)=1CT:2CT ±3%

(5-6):(8-7)=1:1 ±3%

PRI OCL: 1.2mH Typical @100KHz 100mV

Cw/w: 35pF Maximum @100KHz 100mV (PRI/SEC)

PRI LL: 0.4uH Maximum @100KHz 100mV (SEC Shorted)

PRI DC Resistance: 0.7 Ohms Maximum

PIN12-10 DC Resistance: 1.2 Ohms Maximum

PIN8-7 DC Resistance: 0.8 Ohms Maximum

### Notes:

1. Solderability: Leads shall meet MIL-STD-202G, Method 208H for solderability.
2. Flammability: UL94V-0
3. ASTM oxygen index: > 28%
4. Insulation System: Class F 155°C, UL file E151556
5. Operating Temperature Range: All listed parameters are to be within tolerance from -40°C to +85°C
6. Storage Temperature Range: -55°C to +125°C
7. Aqueous wash compatible
8. SMD Lead Coplanarity: ±0.004"(0.102mm)
9. Electrical and mechanical specifications 100% tested
10. RoHS Compliant Component

DOC, REV B/3

**PROPRIETARY** Document is the property of XFMRS Group & is not allowed to be duplicated without authorization.

<b>XFMRS Inc</b> www.XFMRS.com		Title: TRANSFORMERS	
UNLESS OTHERWISE SPECIFIED TOLERANCES: .xxx ±0.010 Dimensions in Inch	P/N: XFO013W3		REV. B
	DWN.	李小锋	Jul-18-07
SCALE 3:1 SHT 1 OF 1	CHK.	廖玉坤	Jul-18-07
	APP.	BW	Jul-18-07

www.DataSheet4U.com