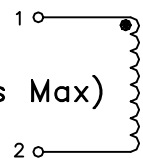


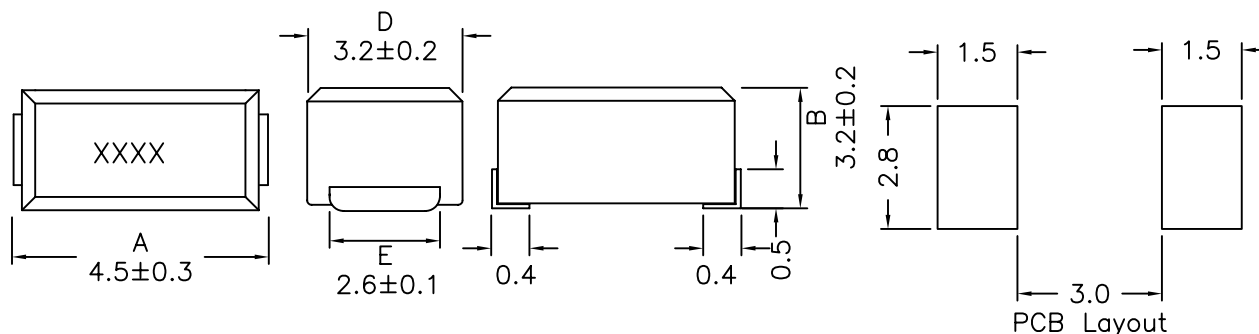
XFWI453232 SERIES INDUCTORS

- * TAPE AND REEL PACKAGING FOR HIGH VOLUME MANUFACTURING
500 PCS PER 7" REEL
- * FOR DC/DC CONVERTERS, DC/AC INVERTERS, VRM APPLICATIONS
- * TEMP. RISE; 15°C TYPICAL ABOVE 60°C AMBIENT
- * OPERATING TEMP.: -40°C TO +125°C
- * Flamability Rating: UL94V-0
- * RoHS Compliant
- * IR Reflow Temp 260°C per Recommended Profile (3 Cycles Max)

Schematic:



Mechanical Dimensions:



Part Number	INDUCTANCE (uH)	Q Min	SRF Min. (MHz)	RDC Max (Ohms)	IDC Max (mA)	Test Frequency (MHz)
XFWI453232-R10M	0.100	35	300	0.18	800	25.2
XFWI453232-R12M	0.120	35	280	0.20	770	25.2
XFWI453232-R15M	0.150	35	250	0.22	730	25.2
XFWI453232-R18M	0.180	35	220	0.24	700	25.2
XFWI453232-R22M	0.220	40	200	0.25	665	25.2
XFWI453232-R27M	0.270	40	180	0.26	635	25.2
XFWI453232-R33M	0.330	40	165	0.28	605	25.2
XFWI453232-R39M	0.390	40	150	0.30	575	25.2
XFWI453232-R47M	0.470	40	145	0.32	545	25.2
XFWI453232-R56M	0.560	40	140	0.36	520	25.2
XFWI453232-R68M	0.680	40	135	0.40	500	25.2
XFWI453232-R82M	0.820	40	130	0.45	475	25.2
XFWI453232-1R0M	1.000	40	100	0.50	450	7.96
XFWI453232-1R2M	1.200	40	80	0.55	430	7.96
XFWI453232-1R5M	1.500	40	70	0.60	410	7.96
XFWI453232-1R8M	1.800	40	60	0.66	390	7.96
XFWI453232-2R2M	2.200	40	55	0.70	380	7.96
XFWI453232-2R7M	2.700	40	50	0.75	370	7.96
XFWI453232-3R3M	3.300	40	45	0.80	356	7.96
XFWI453232-3R9M	3.900	40	40	0.90	330	7.96
XFWI453232-4R7M	4.700	40	35	1.00	315	7.96
XFWI453232-5R6M	5.600	40	33	1.10	300	7.96
XFWI453232-6R8M	6.800	40	27	1.20	285	7.96
XFWI453232-8R2M	8.200	40	25	1.40	270	7.96

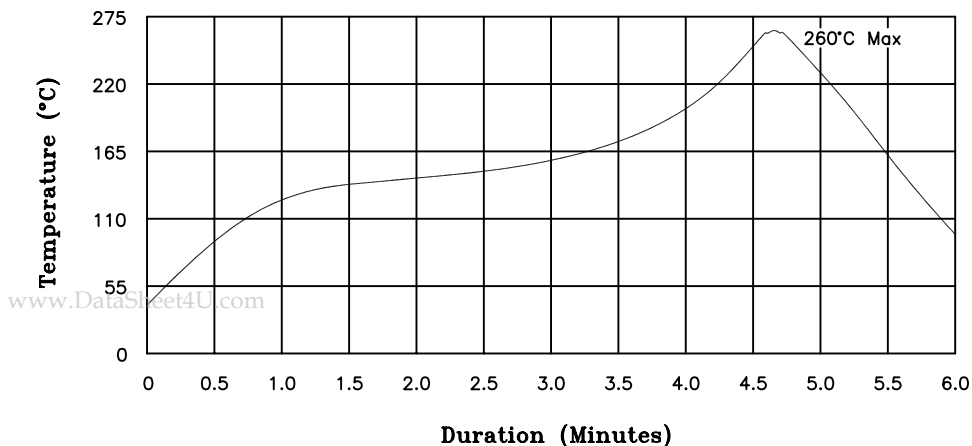
Inductance Tolerance: (J: ±5%, K: ±10%, M: ±20%)

XFWI453232 SERIES INDUCTORS

Part Number	INDUCTANCE (uH)	Q Min	SRF Min. (MHz)	RDC Max (Ohms)	IDC Max (mA)	Test Frequency (MHz)
XFWI453232-100K	10.0	40	20	1.60	250	2.52
XFWI453232-120K	12.0	40	18	2.00	225	2.52
XFWI453232-150K	15.0	40	17	2.50	200	2.52
XFWI453232-180K	18.0	40	15	2.80	190	2.52
XFWI453232-220K	22.0	40	13	3.20	180	2.52
XFWI453232-270K	27.0	40	12	3.60	170	2.52
XFWI453232-330K	33.0	40	11	4.00	160	2.52
XFWI453232-390K	39.0	40	10	4.50	150	2.52
XFWI453232-470K	47.0	40	10	5.00	140	2.52
XFWI453232-560K	56.0	40	9	5.50	135	2.52
XFWI453232-680K	68.0	40	9	6.00	130	2.52
XFWI453232-820K	82.0	40	8	7.50	120	2.52
XFWI453232-101K	100.0	30	7	8.00	110	0.796
XFWI453232-121K	120.0	30	6	8.00	110	0.796
XFWI453232-151K	150.0	30	5	9.50	105	0.796
XFWI453232-181K	180.0	30	5	9.50	102	0.796
XFWI453232-221K	220.0	30	4	10.00	100	0.796
XFWI453232-271K	270.0	30	4	12.00	92	0.796
XFWI453232-331K	330.0	30	3.5	14.00	85	0.796
XFWI453232-391K	390.0	30	3	16.00	80	0.796
XFWI453232-471K	470.0	30	3	26.00	62	0.796
XFWI453232-561K	560.0	30	3	30.00	50	0.796
XFWI453232-681K	680.0	30	3	40.00	50	0.796
XFWI453232-821K	820.0	30	2	45.00	30	0.796
XFWI453232-102K	1000.0	30	2	50.00	30	0.796

Inductance Tolerance: (J: ±5%, K: ±10%, M: ±20%)

Recommended Infrared Reflow Temperature Profile for RoHS Compliant Parts



NOTES: Maximum duration at 260°+0/-5° shall be 20-40 seconds.
 Maximum duration above 217° shall be 60-150 seconds.
 ALL Temperatures refer to topside of the package, measured on the package body surface.