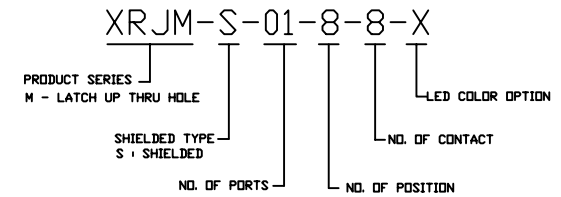


RECOMMENDED
PANEL CUTOUT DIMENSION

NOTES:

1. MATERIALS:
HOUSING: HIGH TEMP. THERMOPLASTIC, PBT, UL 94V-0, BLACK
CONTACTS: T=0.35 mm PHOSPHOR BORNEZE, NICKEL UNDERPLATE ON ALL AREA, TIN ON TERMINATION END, HARD GOLD ON CONTACT AREA.
SHIELD: T=0.25 mm COPPER ZINC ALLOY PLATED WITH NICKEL
2. OPERATING TEMPERATURE: -40°C ~ +85°C
3. JACK CAVITY CONFORMS TO FCC RULES AND REGULATIONS PART 68, SUBPART F
4. UNSPECIFIED TOLERANCE: .XX ±0.25[0.010]
.X ±0.30[0.012]

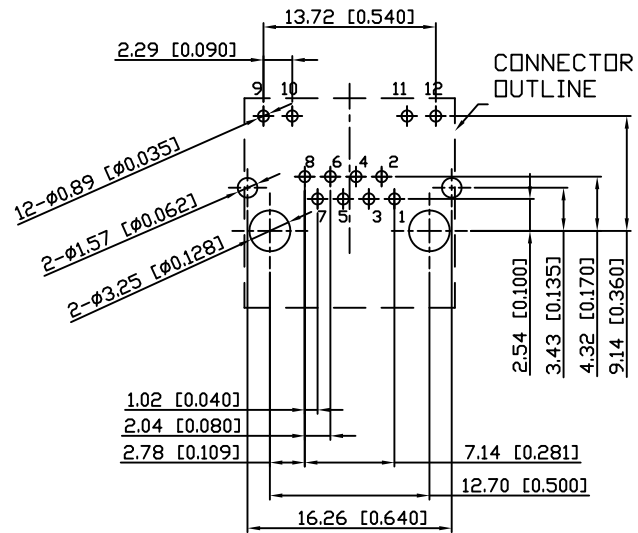


RoHS Compliant

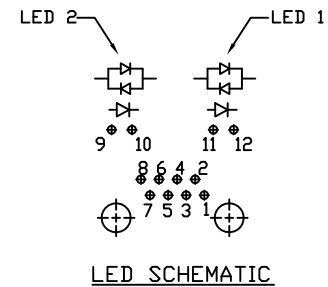


XMULTIPLE TAIWAN
4F, No. 347, Yang Guang St.,
Neihu, Taipei, Taiwan 11491

THIS DRAWING IS A CONTROLLED DOCUMENT.				DWG NO: XRJM-S-01-8-8-X
TITLE: RJ45 Connectors, W/LED, 8P,8C, Shielded, Thru-Hole				DRAWN: IVAN
PART NO: XRJM-S-01-8-8-X				CHKD: TARA
		UNIT mm[inch]	SHEET 1 of 2	REV 01
				DATE: Jul,23,10



SUGGESTED PCB LAYOUT
(TOP VIEW)
DIMENSIONAL TOLERANCE: .XX ±0.08[0.003]



LED Color Options Table

LED Color Options		LED DASH OPTION
Position 2(Left)	Position 1(Right)	
Yellow	Green	1
Green	Yellow	4
Green	Green	5
Yellow/Green	Yellow/Green	8
Green/Yellow	Green/Yellow	A
Green	Green/Yellow	D
Yellow	Green/Yellow	E
Green/Yellow	Green	H

RoHS Compliant

		XMULTIPLE TAIWAN 4F, No. 347, Yang Guang St., Neihu, Taipei, Taiwan 11491	
		THIS DRAWING IS A CONTROLLED DOCUMENT.	
TITLE: RJ45 Connectors, w/LED, 8P,8C, Shielded, Thru-Hole		DWG NO: XRJM-S-01-8-8-X	
PART NO: XRJM-S-01-8-8-X		DRAWN: IVAN	
		CHKD: TARA	
UNIT: mm[inch]		DATE: Jul,23,10	
SHEET: 2 of 2		REV: 01	