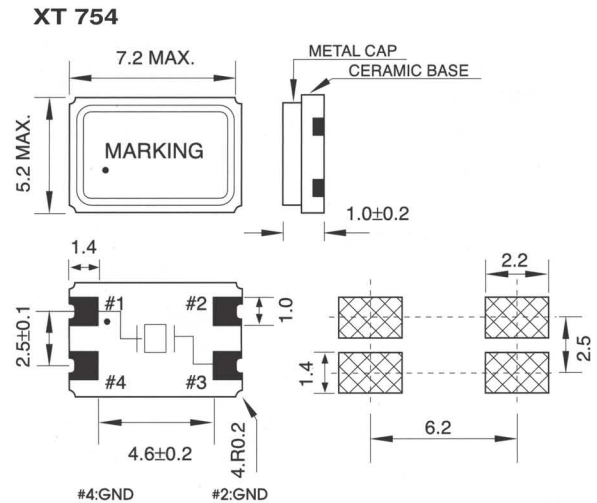


● SPECIFICATION

Type	XT754
Frequency Range	6.0-125.0MHz
Frequency Tolerance	±10PPM~±50PPM
Frequency Stability	±10PPM~±50PPM
Operation Temperature	0°C ~ +70°C
Storage Temperature	-40°C ~ +85°C
Load Capacitance	Series,18pF,20pF,30pF or Special
Drive Level	15μW,30μW,100μW, or Special
Series Resistance	See below
Shunt Capacitance	7pF max
Aging	±1PPM,2PPM,3PPM/year

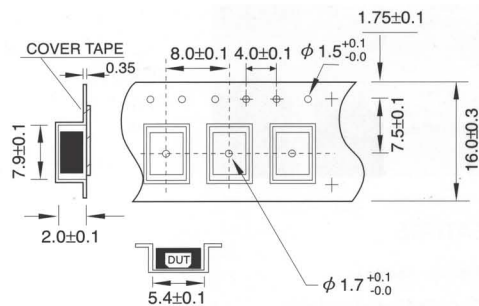
● DIMENSIONS(mm)



● EQUIVALENT SERIES RESISTANCE

Frequency (MHz)	ESR(Ω) max
Fundamental	
6.000M~10.000M	80
10.000M~54.000M	60
3rd Overtone	
40.000M~100.000M	100

● TAPE SPECIFICATION(mm)



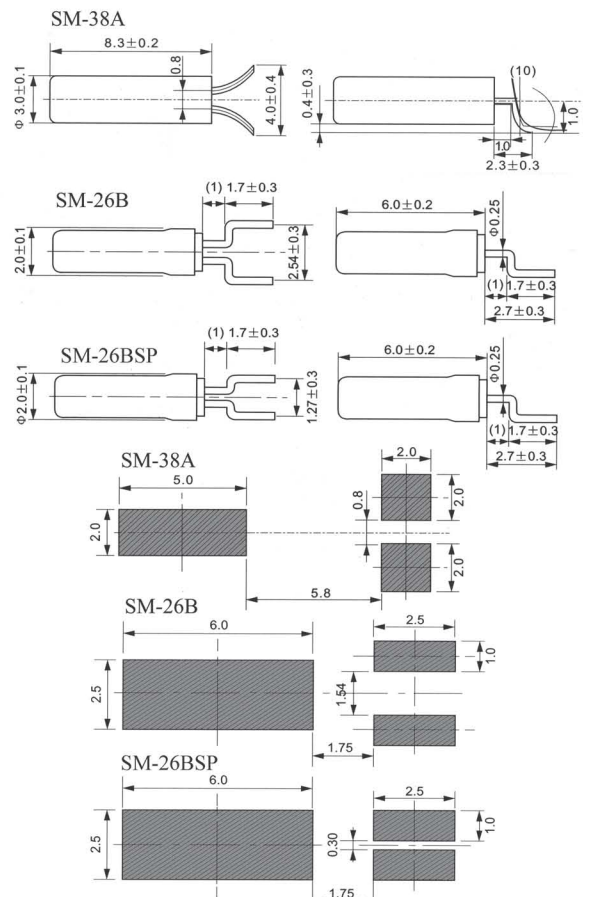
SM-38A,SM-26B,SM-26BSP Series: Tuning Fork SMD Type

30.000 - 200.000KHz

● SPECIFICATION

Type	SM-38A	SM-26B	SM-26BSP
Frequency Range	30-100KHz	30-200KHz	30-200KHz
Load Capacitance	7pF,12.5pF	7pF,12.5pF	7pF,12.5pF
Drive Level	1.0μW max	1.0μW max	1.0μW max
Frequency Tolerance	±20PPM Typical	±20PPM Typical	±20PPM Typical
Series Resistance	30KΩ max	40KΩ max	40KΩ max
Turnover Temperature	25±5°C	25±5°C	25±5°C
Temperature Coefficient	-0.035±0.01PPM/°C ²	-0.035±0.01PPM/°C ² 706	-0.035±0.01PPM/°C ²
Operating Temperature Range	-10 ~ +70°C	-10 ~ +70°C	-10 ~ +70°C
Storage Temperature Range	-40 ~ +85°C	-40 ~ +85°C	-40 ~ +85°C
Motional Capacitance	0.0035pF Typical	0.0028pF Typical	0.0028pF Typical
Shunt Capacitance	1.75pF Typical	1.45pF Typical	1.45pF Typical
Capacitance Ratio	500 Typical	500 Typical	500 Typical
Aging	±5ppm Max.	±5ppm Max.	±5ppm Max.
Quality Factor	60000 Typical	50000 Typical	50000 Typical
Insulation Resistance	500MΩ min	500MΩ min	500MΩ min

● DIMENSIONS(mm)



Soldering the body of the cylinder type crystal units with PCB must be avoided due to deteriorate the characteristics or damage the products.
Rubber adhesive is recommended.