

2.0x1.25mm SMD CHIP LED LAMP

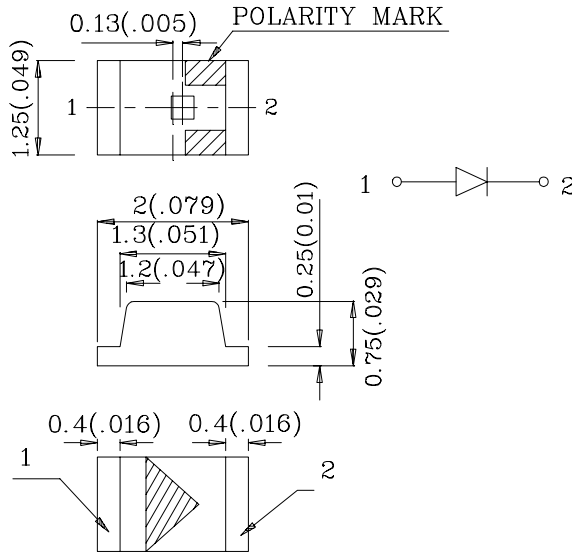


SUN LED

XZMO54W-1

Email : sales@us.sunled.com

Web Site : www.sunled.com



Notes:

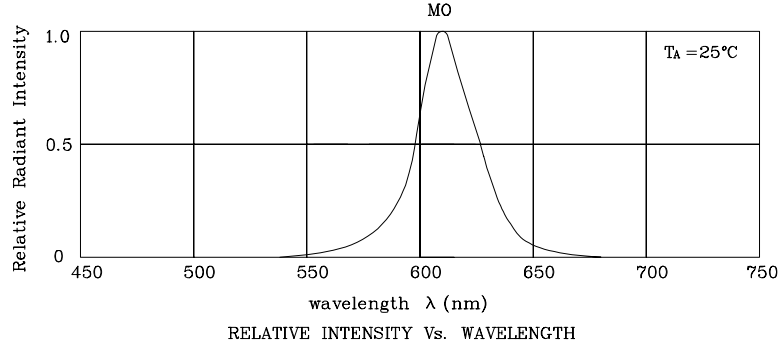
1. All dimensions are in millimeters (inches).
2. Tolerance is ±0.1(0.004") unless otherwise noted.

Absolute maximum ratings (T _A =25°C)		MO (InGaAlP)	Unit
Reverse voltage	V _R	5	V
Forward current	I _F	30	mA
Forward current (peak) 1/10Duty cycle 0.1ms pulse width	i _{FS}	195	mA
Power dissipation	P _T	75	mW
Operating temperature	T _A	-40 ~ +85	°C
Storage temperature	T _{stg}		

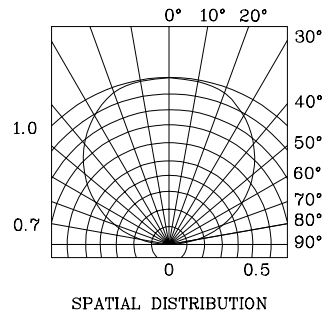
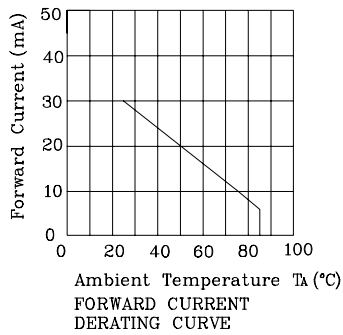
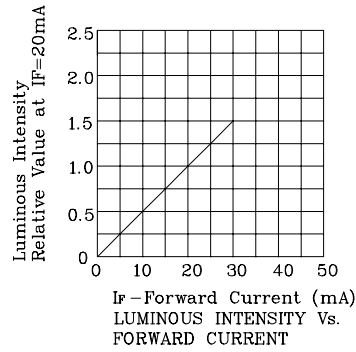
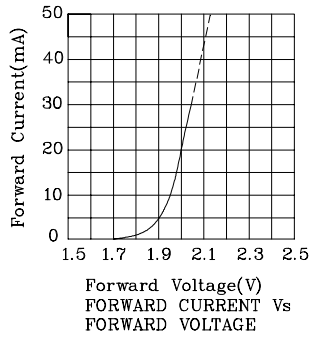
Operating Characteristics (T _A =25°C)		MO (InGaAlP)	Unit
Forward voltage (typ.) (I _F =20mA)	V _F	2.0	V
Forward voltage (max.) (I _F =20mA)	V _F	2.5	V
Reverse current (V _R =5V)	I _R	10	uA
Wavelength at peak emission (I _F =20mA)	λ _{peak}	610	nm
Wavelength at Dominate emission (I _F =20mA)	λ _D	601	nm
Spectral Line half-width (I _F =20mA)	Δλ	29	nm
Capacitance (V _F =0V, f=1MHz)	C	30	pF

Part Number	Emitting Color	Emitting Material	Lens-color	Luminous Intensity (I _F =20mA) mcd		Wavelength nm λ _P	Viewing Angle 2θ1/2
				min.	typ.		
XZMO54W-1	Orange	InGaAlP	Water Clear	70	195	610	120°

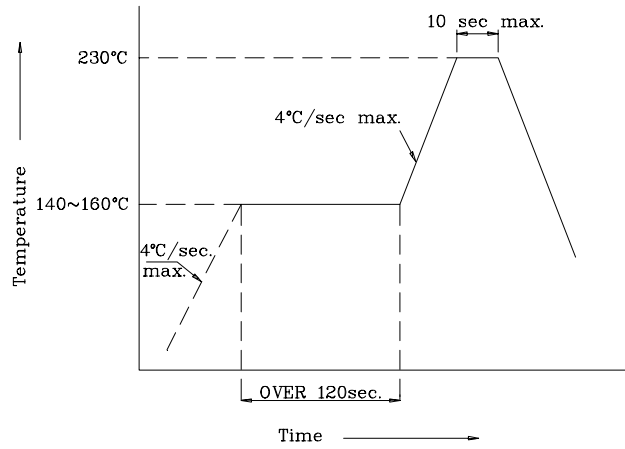
XZMO54W-1



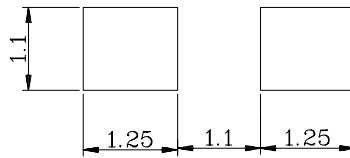
❖MO



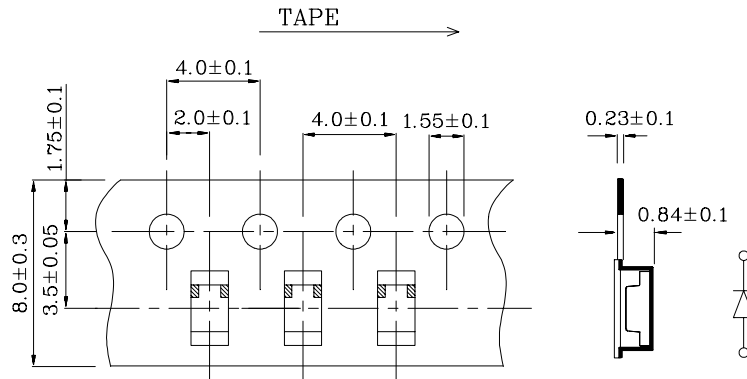
XZMO54W-1
❖SMT Reflow Soldering Instructions



❖Recommended Soldering Pattern (Units : mm;Tolerance:±0.1)



❖Tape Specification (Units : mm)



PACKAGE : 2000PCS / REEL.