

3.2x1.6mm SMD CHIP LED LAMP

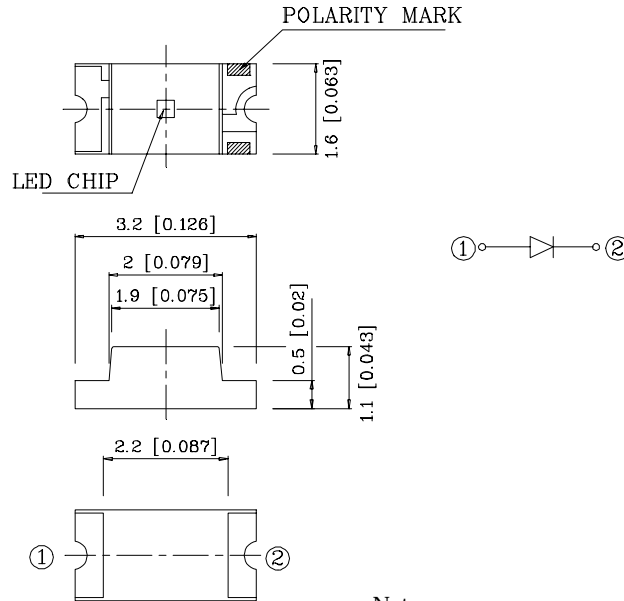


SUN LED

XZMO55W-4

Email : sales@us.sunled.com

Web Site : www.sunled.com



Notes:

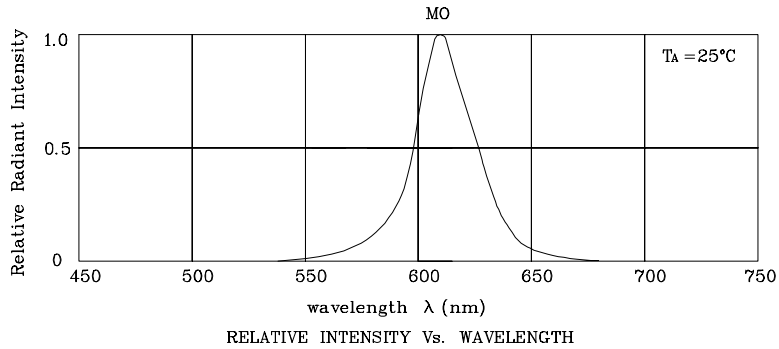
1. All dimensions are in millimeters (inches).
2. Tolerance is $\pm 0.2(0.0079)$ unless otherwise noted.

Absolute maximum ratings ($T_A=25^\circ\text{C}$)		MO (InGaAlP)	Unit
Reverse voltage	V_R	5	V
Forward current	I_F	30	mA
Forward current (peak) 1/10Duty cycle 0.1ms pulse width	i_{FS}	195	mA
Power dissipation	P_T	75	mW
Operating temperature	T_A	-40 ~ +85	$^\circ\text{C}$
Storage temperature	T_{stg}		

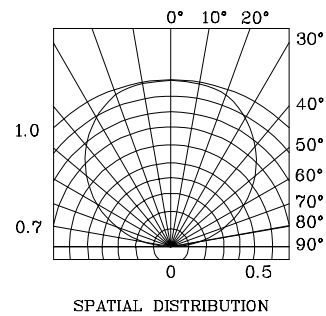
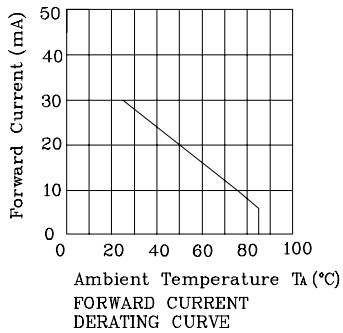
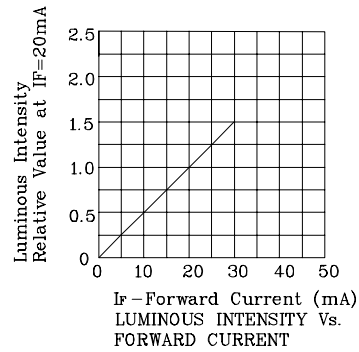
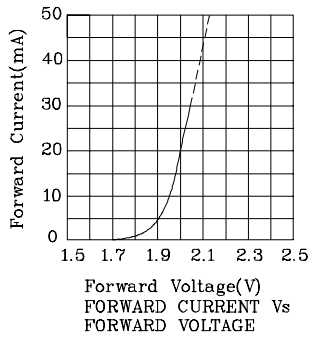
Operating Characteristics ($T_A=25^\circ\text{C}$)		MO (InGaAlP)	Unit
Forward voltage (typ.) ($I_F=20\text{mA}$)	V_F	2.0	V
Forward voltage (max.) ($I_F=20\text{mA}$)	V_F	2.5	V
Reverse current ($V_R=5\text{V}$)	I_R	10	μA
Wavelength at peak emission ($I_F=20\text{mA}$)	λ_{peak}	610	nm
Wavelength at Dominate emission ($I_F=20\text{mA}$)	λ_D	601	nm
Spectral Line half-width ($I_F=20\text{mA}$)	$\Delta\lambda$	29	nm
Capacitance ($V_F=0\text{V}$, $f=1\text{MHz}$)	C	30	pF

Part Number	Emitting Color	Emitting Material	Lens-color	Luminous Intensity ($I_F=20\text{mA}$) mcd		Wavelength nm λ_P	Viewing Angle 2 θ /2
				min.	typ.		
XZMO55W-4	Orange	InGaAlP	Water Clear	70	195	610	120 $^\circ$

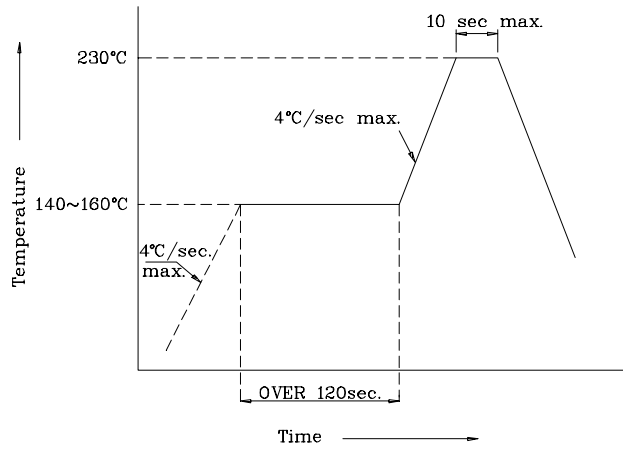
XZMO55W-4



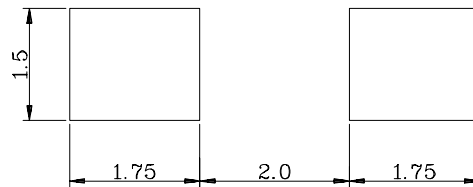
❖MO



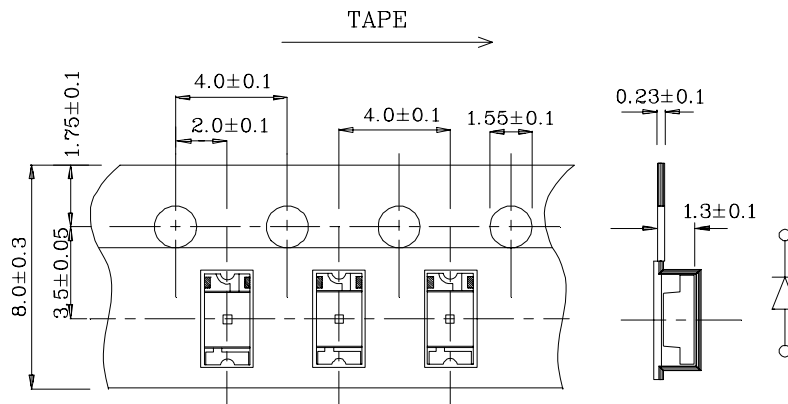
XZMO55W-4
❖SMT Reflow Soldering Instructions



❖Recommended Soldering Pattern (Units: mm ; Tolerance: ± 0.1)



❖Tape Specification (Units : mm)



PACKAGE : 2000PCS / REEL.