

YG901C3R

LLD (300V / 5A TO-220F15)

LOW LOSS SUPER HIGH SPEED DIODE

Features

- Low V_F
- Super high speed switching.
- High reliability by planer design.

Applications

- High speed power switching

Maximum Ratings and Characteristics

- Absolute Maximum Ratings

Item	Symbol	Conditions	Rating	Unit
Repetitive Peak Reverse Voltage	V_{RRM}		300	V
Repetitive Peak Surge Reverse Voltage	V_{RSM}		300	V
Isolation Voltage	V_{iso}	Terminals to Case, AC. 1min.	1500	V
Average Output Current	I_o	duty=1/2, $T_c=105^\circ\text{C}$ Square wave	5*	A
Surge Current	I_{FSM}	Sine wave 10ms	25	A
Operating Junction Temperature	T_j		-40 to +150	$^\circ\text{C}$
Storage Temperature	T_{stg}		-40 to +150	$^\circ\text{C}$

* Out put current of centertap full wave connection.

- Electrical Characteristics ($T_a=25^\circ\text{C}$ Unless otherwise specified)

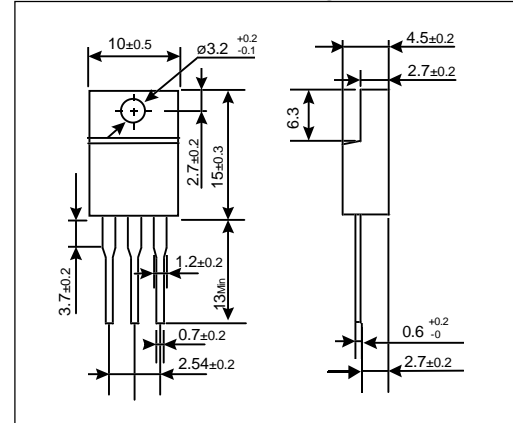
Item	Symbol	Conditions	Max.	Unit
Forward Voltage Drop **	V_F	$I_F=2.5\text{A}$	1.2	V
Reverse Current **	I_R	$V_R=V_{RRM}$	100	μA
Reverse recovery time	t_{rr}	$I_F=0.1\text{A}, I_R=0.2\text{A}, I_{rec}=0.05\text{A}$	35	ns
Thermal Resistance	$R_{th(j-c)}$	Junction to case	5.0	$^\circ\text{C/W}$

** Rating per element

- Mechanical Characteristics

Mounting torque	Recommended torque	0.3 to 0.5	N · m
Weight		2.3	g

Outline Drawings

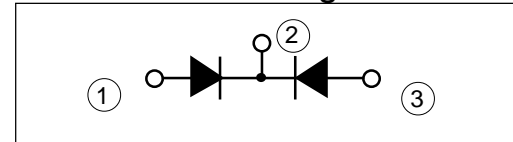


JEDEC

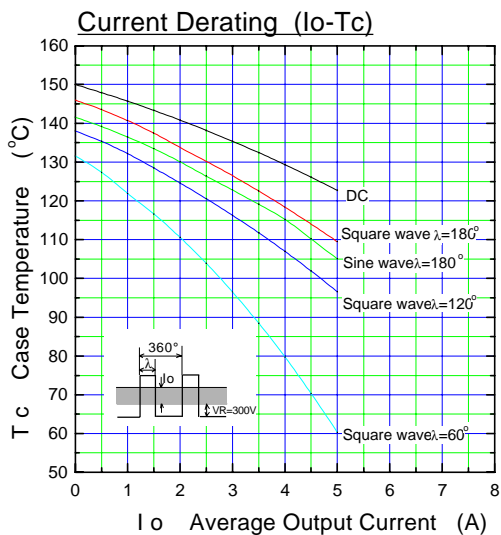
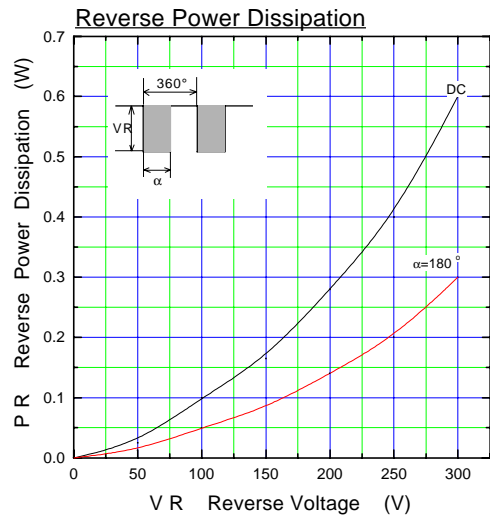
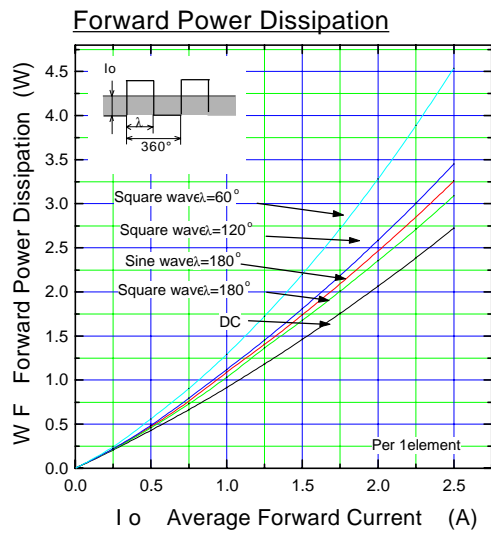
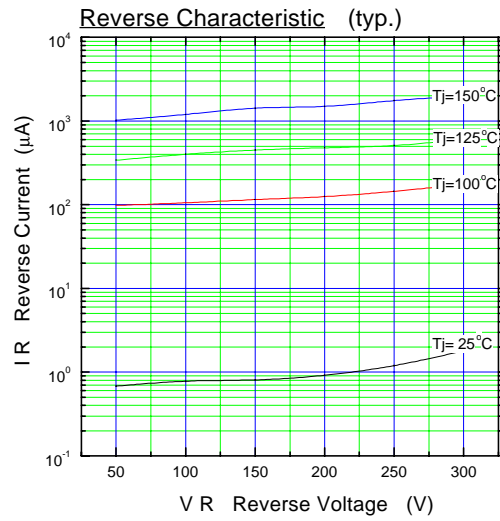
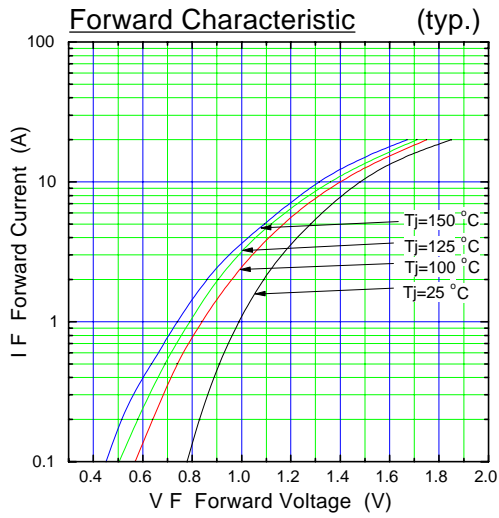
EIAJ

SC-67

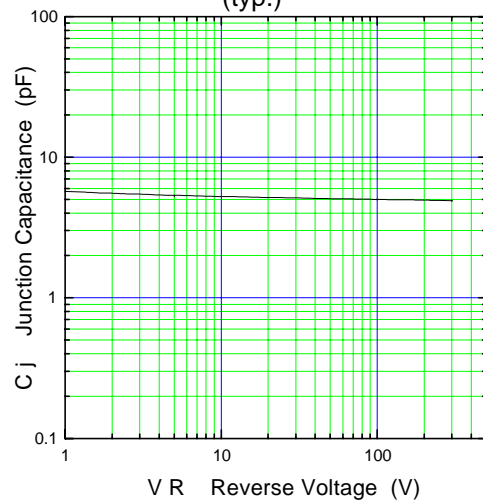
Connection Diagram



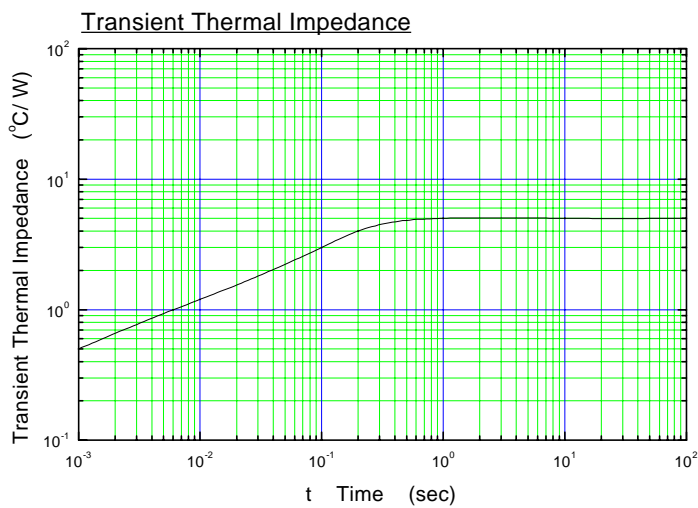
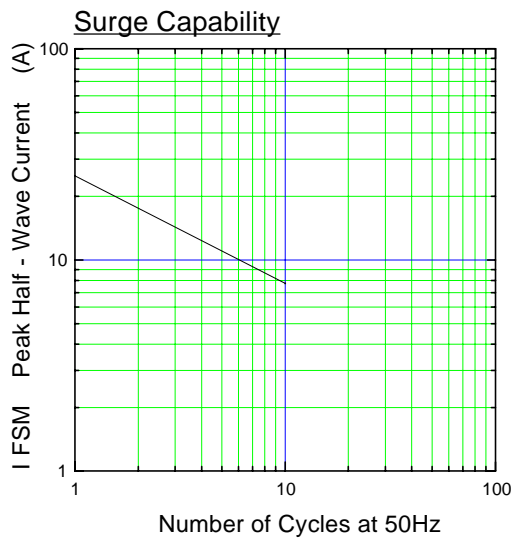
Characteristics



Junction Capacitance Characteristic (typ.)



λ : Conduction angle of forward current for each rectifier element
I_o: Output current of center-tap full wave connection



DERATING

