

Phase Control Thyristors

Netzthyristoren

Thyristors de réseau

Ordering number Bestellnummer Num. de commande	V _{DRM} V _{RRM} V	I _{T(RMS)} A	T _C °C	I _{TAVM} A	T _C °C	I _{TSM} tp = 10 ms kA	V _{TO} °C	r _T mΩ	T _{VJM} °C	R _{thJC} K/W	F kN	Fig. No.	Datasheet Datenblatt Feuille technique
YS170 121 P4B...P10B	400...1000	3580	85	2280	85	25	0.75	0.16	150	0.015	16*	22	YST14-05
YS130 101 P8D...18D	800...1800	510	70	325	70	5.0	0.89	0.85	125	0.09	4	14	YST 2-03
YS150 103 P8D...18D	800...1800	1090	70	700	70	9.0	0.80	0.59	125	0.04	8	17	YST 6-01
YS170 120 P14D...18D	1400...1800	2900	70	1845	70	21	0.83	0.23	125	0.015	16*	22	YST14-04
YS180 101 P14D...18D	1400...1800	4230	70	2700	70	47	0.88	0.10	125	0.012	50	18	YST35-01
YS110 112 P22D...26D	2200...2600	7060	70	4500	70	75	0.86	0.07	125	0.006	90	16	YST60-25**
YS150 104 P22D...28D	2200...2800	920	70	590	70	8.0	0.92	0.78	125	0.04	8	17	YST 6-22
YS170 123 P22D...28D	2200...2800	2480	70	1580	70	18	0.82	0.37	125	0.015	16*	22	YST14-202
YS170 115 P18D...28D	1800...2800	2480	70	1580	70	18	0.82	0.37	125	0.015	16*	22	YST14-27**
YS180 103 P22D...28D	2200...2800	3680	70	2350	70	43	0.85	0.16	125	0.012	50	18	YST35-22
YS190 108 P22D...28D	2200...2800	5180	70	3300	70	60	0.95	0.10	125	0.008	70	18	YST45-26**
YS110 101 P22D...28D	2200...2800	6750	70	4300	70	75	0.92	0.09	125	0.006	90	16	YST60-22**
YS150 109 P34G...42G	3400...4200	660	70	425	70	6.4	1.00	1.50	125	0.04	8	17	YST 6-21
YS170 122 P34G...42G	3400...4200	1920	70	1225	70	15	0.95	0.58	125	0.015	16*	22	YST14-201
YS170 116 P34G...42G	3400...4200	1920	70	1225	70	15	0.95	0.58	125	0.015	16*	22	YST14-29**
YS180 102 P34G...42G	3400...4200	2900	70	1850	70	32	0.96	0.29	125	0.012	50	18	YST35-21
YS190 113 P34G...42G	3400...4200	4390	70	2800	70	52	0.97	0.16	125	0.008	70	18	YST45-27**
YS110 107 P34G...42G	3400...4200	5880	70	3750	70	60	0.95	0.13	125	0.006	90	16	YST60-21**
YS190 101 P42G...52G	4200...5200	3920	70	2500	70	42	1.00	0.23	125	0.008	70	18	YST45-21**
YS110 108 P44G...52G	4400...5200	5250	70	3350	70	55	1.03	0.16	125	0.006	90	16	YST60-23**
CS184-48...55 lo 1	4800...5500	630	50	260	85	6.7	1.18	2.70	120	0.045	11	15	CH-4UH 88010**
CS284-48...55 lo 1	4800...5500	700	50	290	85	7.0	1.09	2.18	120	0.045	11	15	CH-4UH 88010**
YS170 113 P56G...65G	5600...6500	1280	70	815	70	11.6	1.22	0.97	125	0.018	16*	19	YST14-26
YS190 114 P56G...65G	5600...6500	2820	70	1800	70	32	1.20	0.43	125	0.009	70	21	YST45-28**
YS110 110 P56G...65G	5600...6500	4160	70	2650	70	45	1.12	0.29	125	0.006	90	16	YST60-24**

* Allowed mounting force = 14,4–24 kN
** Interdigitated amplifying gate

* Zulässige Anpresskraft = 14,4–24 kN
** Integrierte Zündverstärkung mit ver-
teiltem Gate

* Force de serrage admissible = 14,4–24 kN
** Gâchette amplificatrice interdigitée




Fig. 12




Fig. 13
Electronic static var compensator.
Elektronischer Blindleistungs-Kompensator.
Compensation de puissance réactive.

Thyristor Dimensions

Maßbilder Thyristoren

Dimensions des thyristors

Dimensions in mm

A = Anode
K = Cathode

G = Gate

HK = Auxiliary cathode

Abmessungen in mm

A = Anode
K = Kathode

G = Gate

HK = Hilfskathode

Dimensions en mm

A = Anode
K = Cathode

G = Gâchette

HK = Cathode auxiliaire

Fig. 14

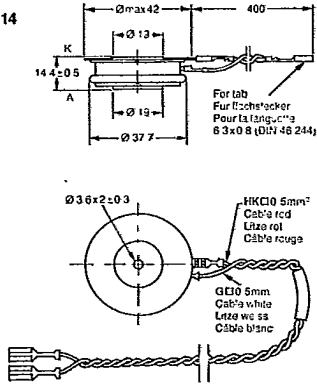


Fig. 17

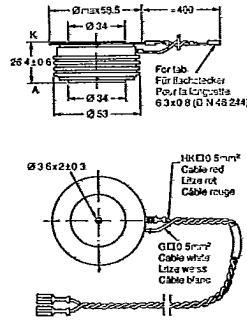


Fig. 15

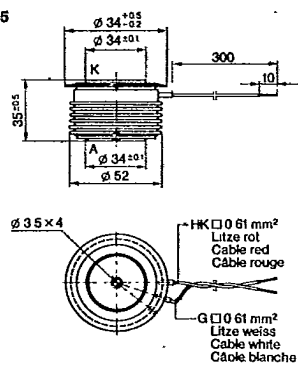


Fig. 18

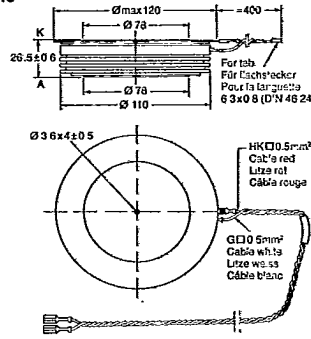


Fig. 21

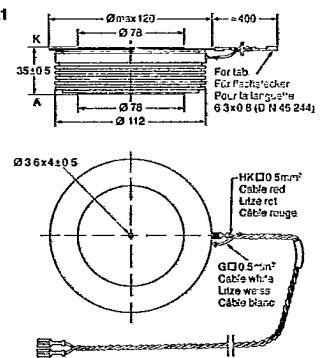


Fig. 16

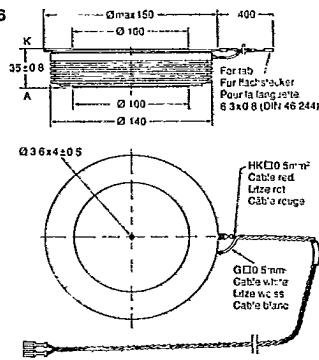


Fig. 19

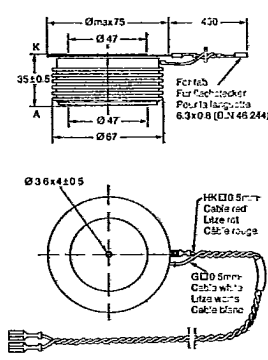


Fig. 22

