

Crystal Unit

32.768KHZ

YT-26 DIP



Applications Features

- RTC
- Dimensions: 2.0 x 6.0mm
- Resistance Welded Type Crystal Units
- Standard Frequency: 32.768KHz
- Low Impedance Performance



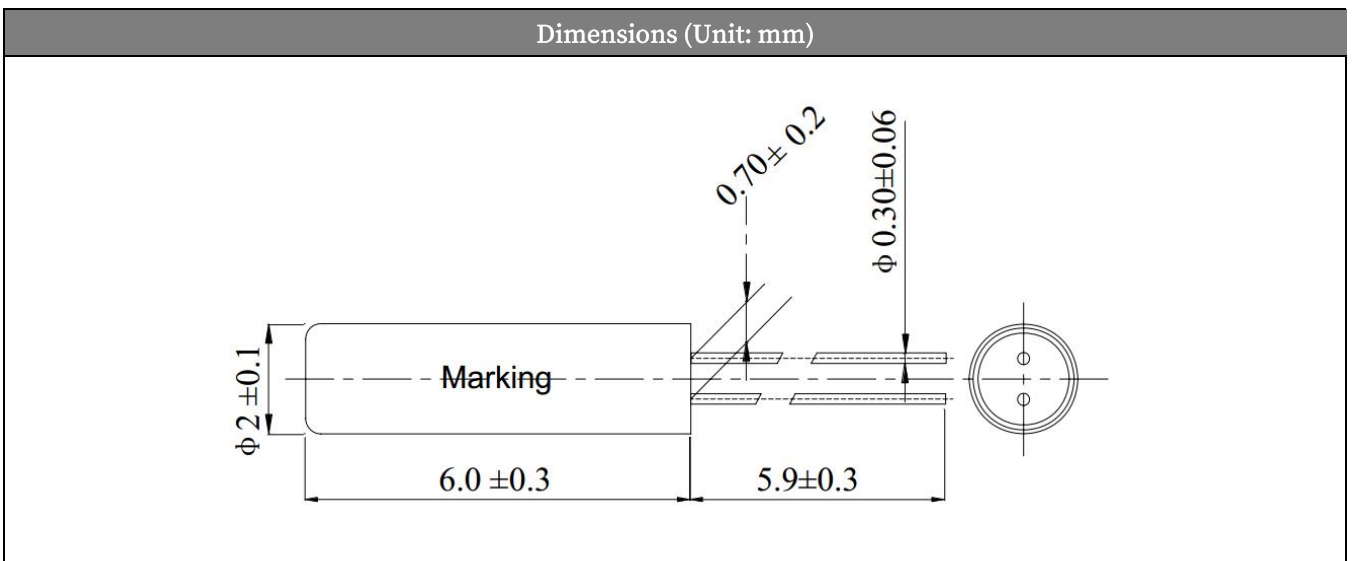
Specifications (规格参数)

Item	Symbol	Specifications
Nominal Frequency (标称频率)	f_nom	32.768KHz
Load Capacitance (负载电容)	CL	12.5pF, or specify
Frequency Tolerance (频率偏差) (at 25°C)	f_tol	±5ppm, ±10ppm, or specify
Parabolic Coefficient (频率温度系数)	B	$(-0.036 \pm 0.01) * 10^{-6} / ^\circ\text{C}^2$
Operating Temperature (工作温度)	T_use	-20~+70°C, 40~+85°C, or specify
Storage Temperature (储存温度)	T_stg	-55~+125°C
Shunt Capacitance (静态电容)	C0	2.0pF Max
Motional Capacitance (动态电容)	C1	3.0fF
Level of Drive (激励电平)	DL	1.0μW Typ
Aging (老化) (at 25°C)	f_age	±3ppm/year Max

Equivalent Series Resistance (等效串联电阻(ESR))

YT-26
40KΩ Max

Dimensions (外观尺寸)



Crystal Unit

32.768KHZ

YT-26 DIP



Attention:

Not recommended for reflow furnace welding. If reflow furnace welding is to be used, the maximum temperature shall not exceed 230°C.

Handling Notice for Standard Tuning Fork Crystal (Cylindrical Type)

1. Shock resistance

It may deteriorate the characteristics or cause of no oscillation if excess physical shock given. Please be careful not to drop. Please use under condition to minimize the shocks as much as possible. Please review the conditions if it is used by auto mounting or after the conditions are changed.

2. Heat and humidity resistance in storage

Storing the crystal products under higher or lower temperature or high humidity for a long period may deteriorate the characteristics of crystal units.

Please store and use the crystal products at the normal temperature and humidity.

3.Solder heat resistance

Standard type crystal products use Material have a 230°C melting point.

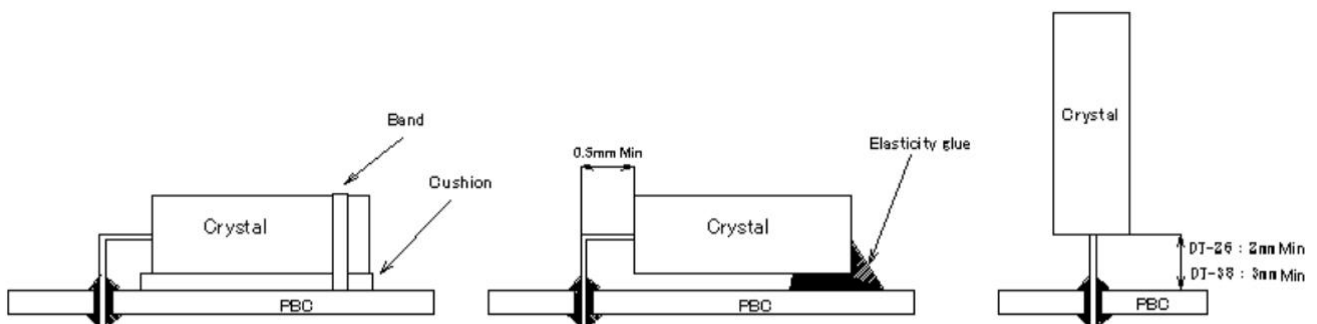
Heating up the package more than 230°C may deteriorate the characteristics or cause of no oscillation the products. If the crystal products need to be soldered at temperature of more than +230°C, please study heat-resistance products or SMD products.

Please review the condition or consult us about flow solder process.

Our soldering condition is under 280°C within 3sec or 320°C within 2sec for lead parts use the soldering iron . Please don't solder the crystal unit (case) directly. It may cause of deteriorate the characteristics.

4.Mounting method to PCB


When the crystal products need to be lay down please fix to PCB securely.If the crystal is used with mechanical vibration location, please put cushion in between PCB or fix with elasticity glue (Silicon etc) as shown in below figure. Please don't gluing hermetic seal grass.When the crystal products need to be mounted vertically, gap between crystal units and PCB more than 3mm for 3×8 type , more than 2mm for 2×6 type is recommended.



Crystal Unit

32.768KHZ

YT-26 DIP



5. Lead process

When the lead needs to be cut please maintenance the cutter.

When the lead needs to be bent or repaired please be careful not to giving excess pressure at the root of the lead to avoid crack of the hermetic seal glass. Also please be careful not to giving excess pressure at sealing to avoid sealing tightness deteriorate.

Leave more than 0.5 mm of lead from the case.

6. Ultrasonic cleaning and ultrasonic soldering

Soldered by ultrasonic cannot be guaranteed, because crystal may be sympathetic vibrated and may damage. Please study at your side about ultrasonic cleaning.

7. Drive level

Applying excessive drive level to the crystal units may cause deterioration of characteristics or damage.

Less then

1.0 μ W is recommended to this products. More than 2.0 μ W cannot be guaranteed.