

FIGURE 131

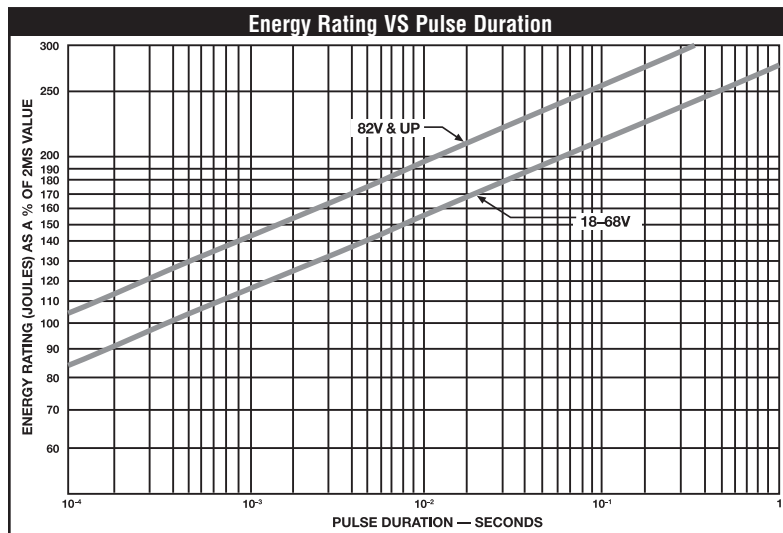


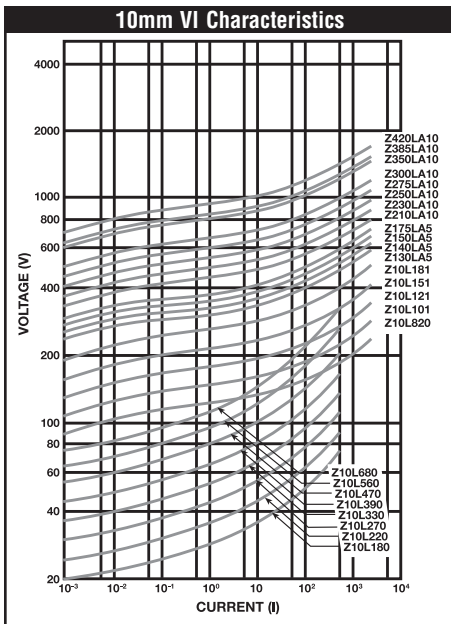
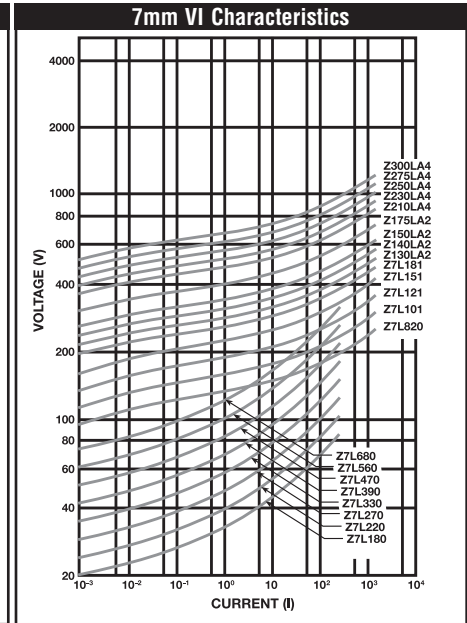
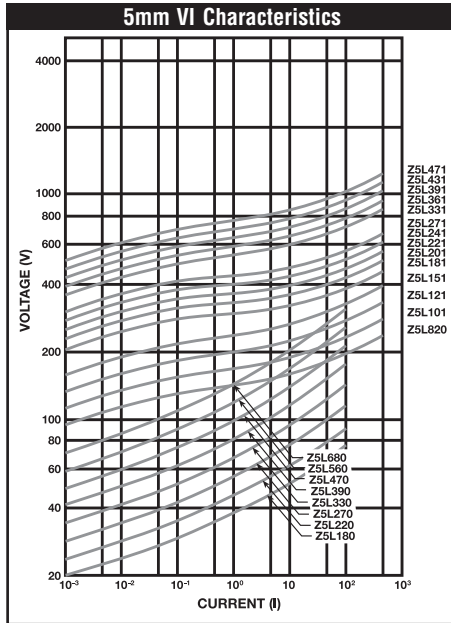
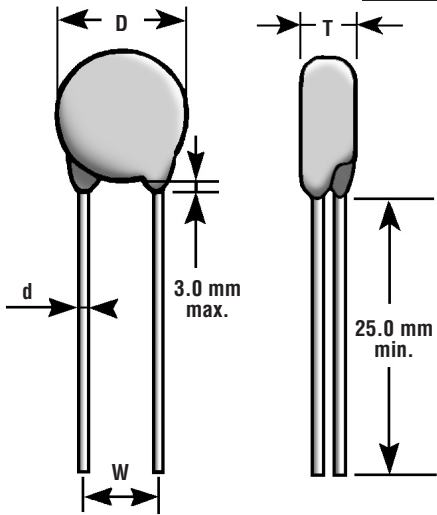
Part Number	Agency Mark	Maximum Applied Voltage		Varistor Voltage @ 1mA DC V	Maximum Energy Joules 2mS	Maximum Clamping Voltage 8/20uS		Peak Current I <sub>P</sub>		Typical Capacitance @1kHz pf	Dimensions in mm		
		AC <sub>RMS</sub> V	DC V			VC V	IP A	1 Time A	2 Times A		T	Y	Figure
<b>Z25LA Series - MOVs</b>													
Z25LA201	UL2	130	170	205(185-225)	140	340	150	20000	15000	3700	8.2	3.7	131
Z25LA221	UL2	140	180	220(198-242)	150	360	150	20000	15000	3400	8.2	3.7	131
Z25LA241	UL2	150	200	240(216-264)	160	395	150	20000	15000	3100	8.4	3.9	131
Z25LA271	UL2	175	225	270(243-297)	180	455	150	20000	15000	2600	8.5	4.2	131
Z25LA301	UL2	190	250	300(270-330)	200	500	150	20000	15000	2100	8.6	4.2	131
Z25LA331	UL2	210	275	330(297-363)	220	550	150	20000	15000	2200	8.7	4.3	131
Z25LA361	UL2	230	300	360(324-396)	240	595	150	20000	15000	2100	8.9	4.5	131
Z25LA391	UL2	250	320	390(351-429)	260	650	150	20000	15000	1900	9.1	4.7	131
Z25LA431	UL2	275	350	430(387-473)	280	710	150	20000	15000	1800	9.3	5	131
Z25LA471	UL2	300	385	470(423-517)	300	775	150	20000	15000	1600	9.5	5.2	131
Z25LA511	UL2	320	415	510(459-561)	300	845	150	20000	15000	1500	9.8	5.5	131
Z25LA561	UL2	350	460	560(504-616)	300	925	150	20000	15000	1300	10.1	5.8	131
Z25LA621	UL2	385	505	620(558-682)	300	1025	150	20000	15000	1200	10.4	6.2	131
Z25LA681	UL2	420	560	680(612-748)	320	1120	150	20000	15000	1100	10.8	6.6	131
Z25LA751	UL2	460	615	750(675-825)	350	1240	150	20000	15000	1000	11.2	6.8	131
Z25LA781	UL2	485	640	780(702-858)	360	1290	150	20000	15000	990	11.4	7	131
Z25LA821	UL2	510	670	820(738-902)	380	1355	150	20000	15000	930	11.6	7.6	131
Z25LA911	UL2	550	745	910(819-1001)	430	1500	150	20000	15000	860	12.1	7.8	131
Z25LA102	UL2	625	825	1000(900-1100)	460	1650	150	20000	15000	760	12.6	8.7	131
Z25LA112	UL2	680	895	1100(990-1210)	500	1815	150	20000	15000	690	13.1	9.3	131
Z25LA122	UL2	750	970	1200(1080-1320)	580	2000	150	20000	15000	620	14.2	10.4	131
Z25LA142	UL2	880	1150	1400(1260-1540)	645	2290	150	20000	15000	540	15.2	11.6	131
Z25LA162	UL2	900	1200	1600(1440-1760)	725	2550	150	20000	15000	470	16.3	12.8	131

Radial leaded MOVs having the Underwriters Laboratory Recognized Component Mark, conform to UL 1414, UL1449 edition 3, as listed on DT1 UL file number E319342.  
 Maximum Power Dissipation: 1 watt.  
 Typical response time is less than 15 nanoseconds.  
 See page 57 for explanation of UL Surge Suppression Device Type Designations.  
 All devices listed are RoHS compliant.



Radial Lead Series

FIGURE 64



See website [www.deantechnology.com](http://www.deantechnology.com) or contact factory for additional information on characteristic curves