

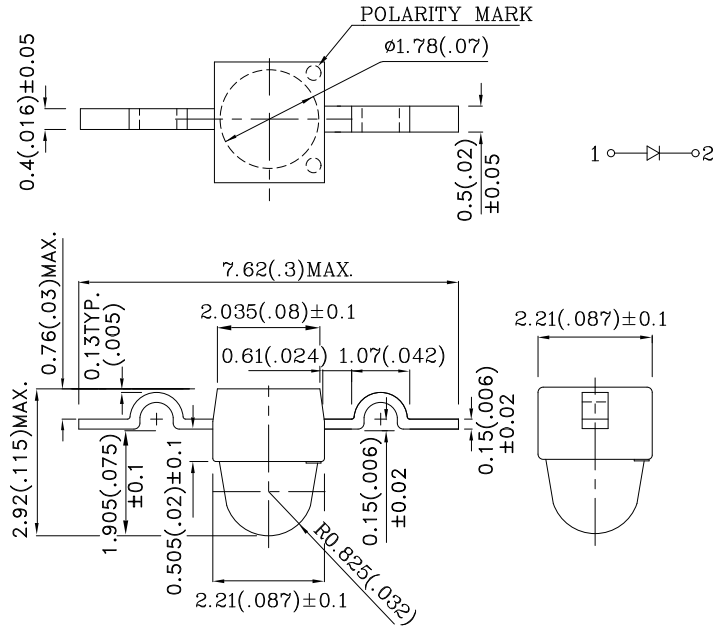
Features

- SUBMINIATURE PACKAGE.
- WIDE VIEWING ANGLE.
- YOKE LEAD.
- LONG LIFE-SOLID STATE RELIABILITY.
- LOW PACKAGE PROFILE.
- PACKAGE : 1000PCS / REEL.
- MOISTURE SENSITIVITY LEVEL : LEVEL 3.
- RoHS COMPLIANT.



Notes:

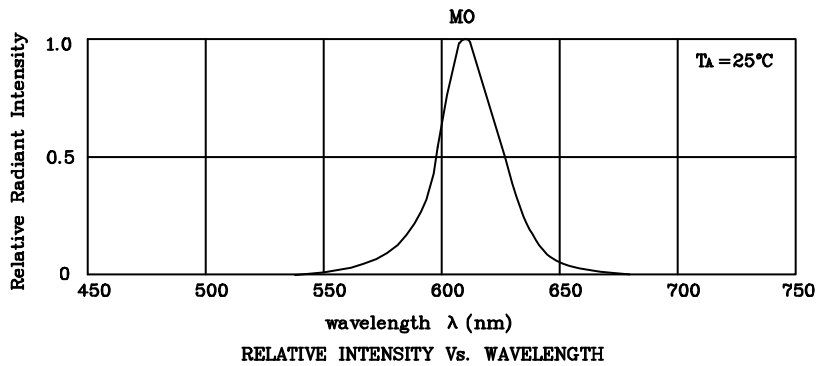
1. All dimensions are in millimeters (inches).
2. Tolerance is $\pm 0.25(0.01")$ unless otherwise noted.
- 3.Specifications are subject to change without notice.



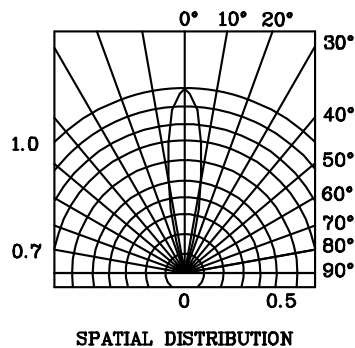
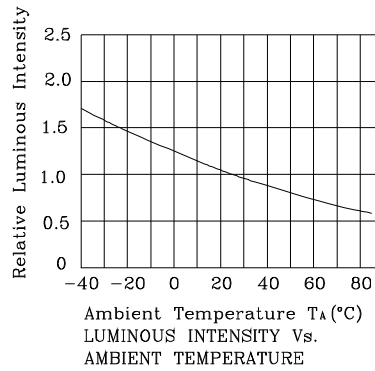
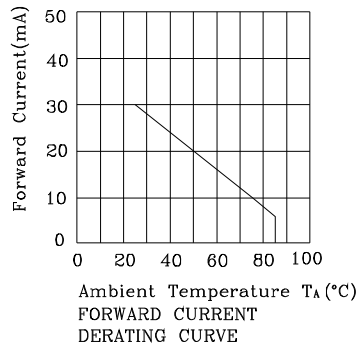
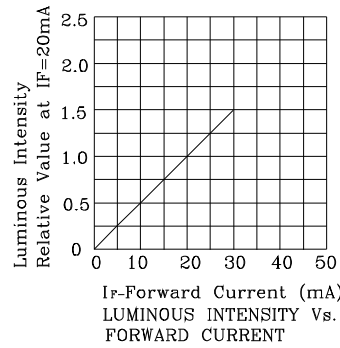
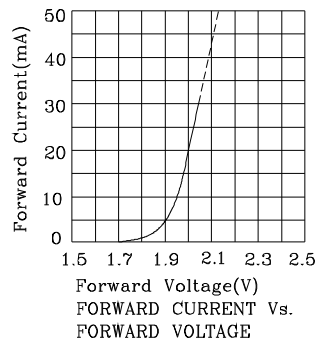
| Absolute maximum ratings (TA=25°C) | | MO (InGaAlP) | Unit |
|--|------|-----------------|------|
| Reverse Voltage | VR | 5 | V |
| Forward Current | IF | 30 | mA |
| Forward Current (Peak) 1/10 Duty Cycle 0.1ms Pulse Width | iFS | 195 | mA |
| Power Dissipation | PT | 75 | mW |
| Operating Temperature | TA | -40 ~ +85 | °C |
| Storage Temperature | Tstg | -40 ~ +85 | |

| operating Characteristics (TA=25°C) | | MO (InGaAlP) | Unit |
|---|-----|-----------------|------|
| Forward Voltage (Typ.) (IF=20mA) | VF | 2.0 | V |
| Forward Voltage (Max.) (IF=20mA) | VF | 2.5 | V |
| Reverse Current (Max.) (VR=5V) | IR | 10 | uA |
| Wavelength of Peak Emission (Typ.) (IF=20mA) | λ P | 610 | nm |
| Wavelength of Dominant Emission (Typ.) (IF=20mA) | λ D | 601 | nm |
| Spectral Line Full Width At Half-Maximum (Typ.) (IF=20mA) | Δλ | 29 | nm |
| Capacitance (Typ.) (VF=0V, f=1MHz) | C | 30 | pF |

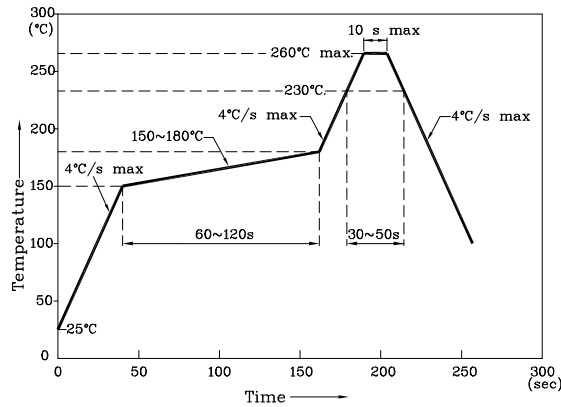
| Part Number | Emitting Color | Emitting Material | Lens-color | Luminous Intensity (IF=20mA) mcd | | Wavelength nm λ P | Viewing Angle 2 θ 1/2 |
|----------------|-------------------|----------------------|-------------|---|------|-------------------------|-----------------------------|
| | | | | min. | typ. | | |
| ZMO64W-8 | Orange | InGaAlP | Water Clear | 1200 | 1990 | 610 | 20° |



❖ MO



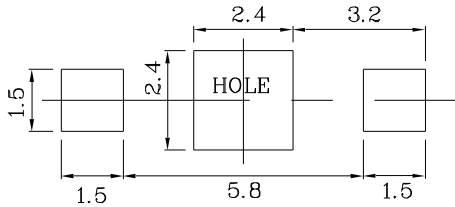
Reflow Soldering Profile For Lead-free SMT Process.



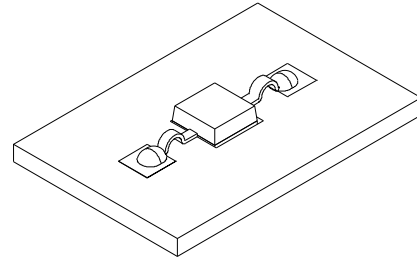
NOTES:

1. Maximum soldering temperature should not exceed 260°C.
2. Recommended reflow temperature: 145°C-260°C.
3. Do not put stress to the epoxy resin during high temperatures conditions.

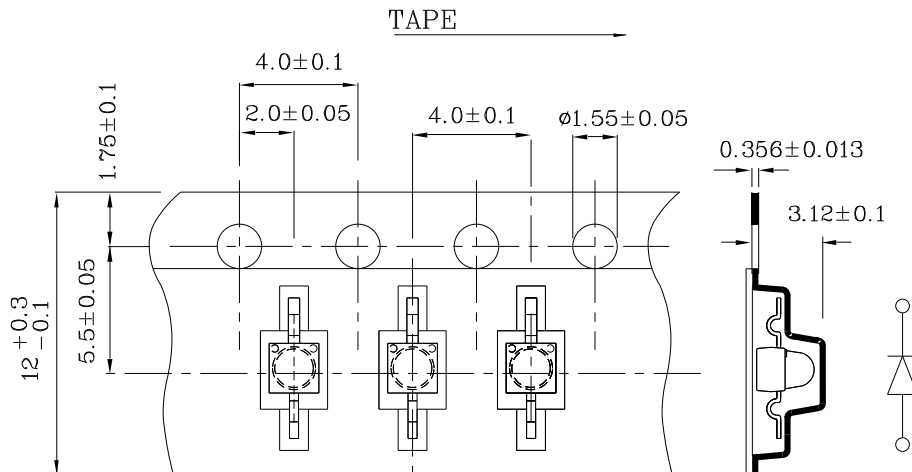
❖ Recommended Soldering Pattern
(Units : mm; Tolerance:± 0.1)



❖ The device has a single mounting surface. The device must be mounted according to the specifications.



❖ Tape Specification (Units : mm)



Remarks:

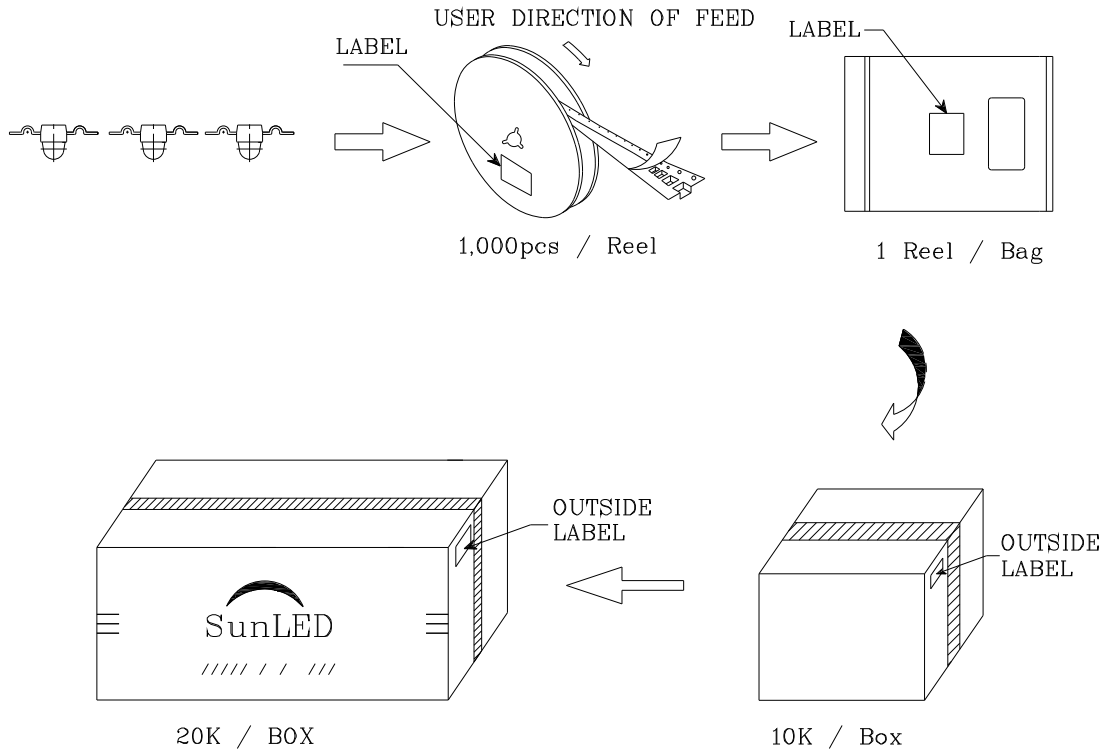

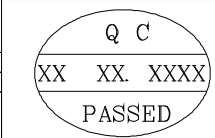
If special sorting is required (e.g. binning based on forward voltage, Luminous intensity / luminous flux, or wavelength), the typical accuracy of the sorting process is as follows:


1. Wavelength: +/-1nm
2. Luminous intensity / luminous flux: +/-15%
3. Forward Voltage: +/-0.1V

Note: Accuracy may depend on the sorting parameters.

PACKING & LABEL SPECIFICATIONS

ZMO64W-8

| | |
|--|-----------|
| P/NO : Zxx64x-8 | |
| QTY : 1,000 pcs | CODE: XXX |
| S/N : XX | |
| LOT NO: | |
|  XXXXXXXXXXXXXXXXXXXXXXXX | |
| RoHS Compliant | |