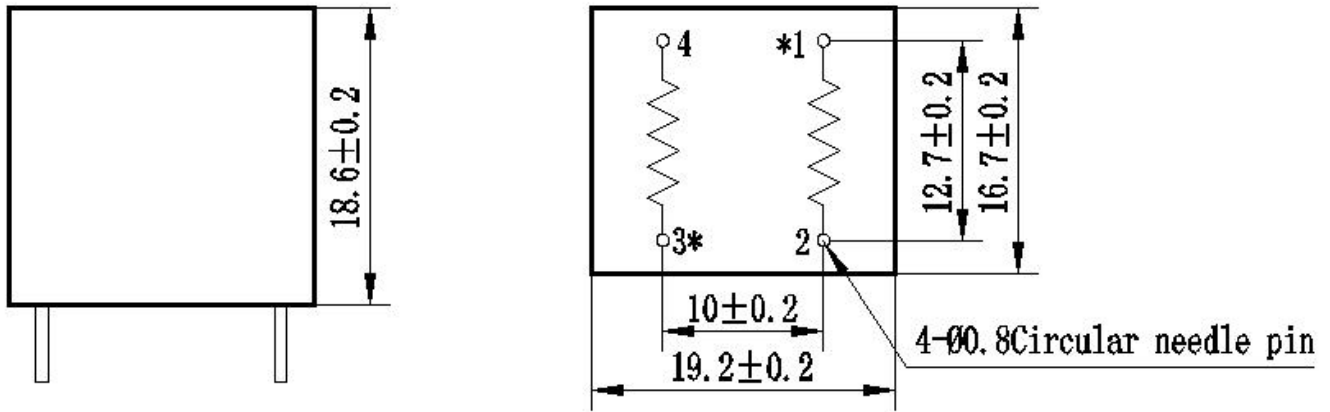


ZMPT101B

Current-type Voltage Transformer

Small size, high accuracy, good consistency, for voltage and power measurement

Structural parameters:



Remarks: primary input: 1、 2 pins secondary output: 3、 4pins
 Or
 primary input:: 3、 4 pins secondary output::1、 2pins
 "*" Same polarity

Front view

Bottom view

The main technical parameters:

Model	ZMPT101B
Rated input current	2mA
Rated output current	2mA
turns ratio	1000:1000
phase angle error	≤20' (input 2mA, sampling resistor 100Ω)
operating range	0~1000V 0~10mA (sampling resistor 100Ω)
linearity	≤0.2%(20%dot~120%dot)
Permissible error	-0.3%≤ f ≤+0.2% (input 2mA, sampling resistor 100Ω)
isolation voltage	4000V
application	voltage and power measurement
Encapsulation	Epoxy
installation	PCB mounting (Pin Length>3mm)
Operating temperature	-40℃~+60℃
Case Material	ABS (Note: ABS CASE is NOT available for wave-soldering)

Direction for use:

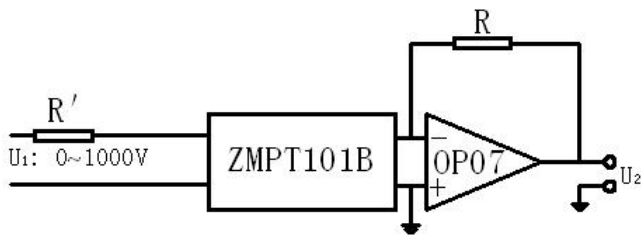


Figure I

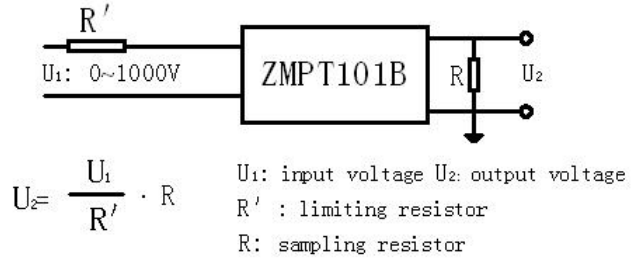


Figure II

1. The typical usage of the product is for the active output (Figure I). R' is a limiting resistor, R is a sampling resistor.
2. The product can be directly through the resistance sampling, easy to use (Figure II).