

Coaxial Power Splitter/Combiner

ZN2PD-1900+ ZN2PD-1900

2 Way-0° 50Ω 1600 to 1900 MHz



CASE STYLE: VVV180

Connectors	Model	Price	Qty.
SMA	ZN2PD-1900(+)	\$69.95	(1-9)

+ RoHS compliant in accordance with EU Directive (2002/95/EC)

The +Suffix identifies RoHS Compliance. See our web site for RoHS Compliance methodologies and qualifications.

Maximum Ratings

Operating Temperature	-55°C to 100°C
Storage Temperature	-55°C to 100°C
Power Input (as a splitter)	10W max.
Internal Dissipation	0.125W max.

Coaxial Connections

SUM PORT	S
PORT 1	1
PORT 2	2

Features

- low insertion loss, 0.18 dB typ.
- high isolation, 30 dB typ.
- up to 10W power input as a splitter
- excellent amplitude unbalance, 0.1 dB typ.
- excellent VSWR, 1.1:1 typ.
- rugged shielded case

Applications

- PCS/DCS
- GPS
- communications systems
- instrumentations

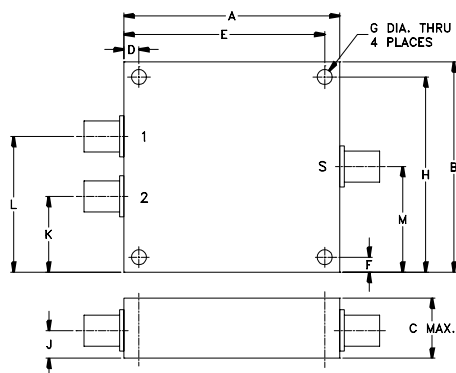
Electrical Specifications

FREQ. RANGE (MHz)	ISOLATION (dB)		INSERTION LOSS (dB) ABOVE 3.0 dB		PHASE UNBALANCE (Degrees)	AMPLITUDE UNBALANCE (dB)	VSWR (:1)					
	Typ.	Min.	Typ.	Max.			S Typ.	S Max.	OUT Typ.	OUT Max.		
f_L - f_U					Max.	Max.						
1600-1900	30	20	0.18	0.4	2	0.2	1.2	1.35	1.04	1.20		

Typical Performance Data

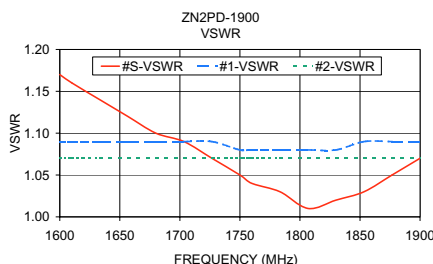
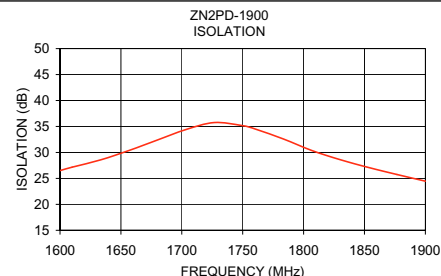
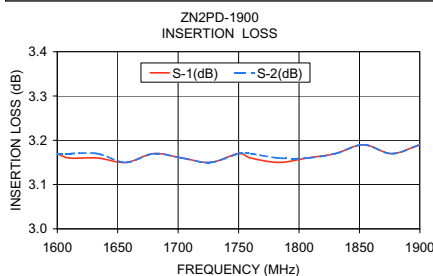
Frequency (MHz)	Insertion Loss (dB)		Amplitude Unbalance (dB)	Isolation (dB)	VSWR S	VSWR 1	VSWR 2
	S-1	S-2					
1600.00	3.17	3.17	0.00	26.50	1.17	1.09	1.07
1610.00	3.16	3.17	0.01	27.17	1.16	1.09	1.07
1633.33	3.16	3.17	0.00	28.56	1.14	1.09	1.07
1656.66	3.15	3.15	0.00	30.38	1.12	1.09	1.07
1680.00	3.17	3.17	0.00	32.40	1.10	1.09	1.07
1703.33	3.16	3.16	0.01	34.40	1.09	1.09	1.07
1726.66	3.15	3.15	0.00	35.76	1.07	1.09	1.07
1750.00	3.17	3.17	0.00	35.15	1.05	1.08	1.07
1760.00	3.16	3.17	0.01	34.54	1.04	1.08	1.07
1783.33	3.15	3.16	0.00	32.60	1.03	1.08	1.07
1806.66	3.16	3.16	0.00	30.37	1.01	1.08	1.07
1830.00	3.17	3.17	0.00	28.61	1.02	1.08	1.07
1853.33	3.19	3.19	0.00	27.10	1.03	1.09	1.07
1876.66	3.17	3.17	0.00	25.75	1.05	1.09	1.07
1900.00	3.19	3.19	0.00	24.47	1.07	1.09	1.07

Outline Drawing



Outline Dimensions (inch/mm)

A	B	C	D	E	F	G	
1.80	1.75	.66	.125	1.675	.125	.125	
45.72	44.45	16.76	3.18	42.55	3.18	3.18	
H	J	K	L	M		wt	
1.625	.31	.63	1.13	.88		grams	
41.28	7.87	16.00	28.70	22.35		34	



electrical schematic



Mini-Circuits®
ISO 9001 ISO 14001 CERTIFIED

ALL NEW
minicircuits.com

P.O. Box 350166, Brooklyn, New York 11235-0003 (718) 934-4500 Fax (718) 332-4661 For detailed performance specs & shopping online see Mini-Circuits web site



The Design Engineers Search Engine Provides ACTUAL Data Instantly From MINI-CIRCUITS At: www.minicircuits.com

RF/IF MICROWAVE COMPONENTS

REV. A
M106921
ZN2PD-1900
HY/TD/CP/AM
080610