

Coaxial

Power Splitter/Combiner

ZN2PD-920W+

2 Way-0° 50Ω 700 to 1050 MHz



CASE STYLE: VVV180

Connectors	Model	Price	Qty.
SMA	ZN2PD-920W-S+	\$54.95	(1-9)

+ RoHS compliant in accordance with EU Directive (2002/95/EC)

The +Suffix has been added in order to identify RoHS Compliance. See our web site for RoHS Compliance methodologies and qualifications.

Maximum Ratings

Operating Temperature	-55°C to 100°C
Storage Temperature	-55°C to 100°C
Power Input (as a splitter)	10W max.
Internal Dissipation	0.125W max.

Coaxial Connections

SUM PORT	S
PORT 1	1
PORT 2	2

Features

- low insertion loss, 0.15 dB typ.
- good isolation, 22 dB typ.
- up to 10W power input as a splitter
- excellent amplitude unbalance, 0.1 dB typ.
- excellent VSWR, 1.1:1 typ.
- rugged shielded case

Applications

- UHF
- cellular
- communications systems
- instrumentation

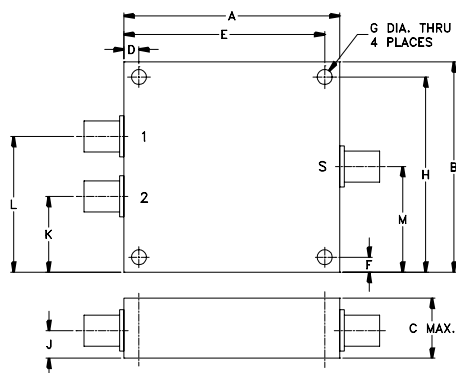
Electrical Specifications

FREQ. RANGE (MHz)	ISOLATION (dB)		INSERTION LOS (dB) ABOVE 3.0 dB		PHASE UNBALANCE (Degrees)	AMPLITUDE UNBALANCE (dB)	VSWR (:1)	
	Typ.	Min.	Typ.	Max.			S	OUT
f_L - f_U					Max.	Max.	Typ.	Max.
700-1050	22	15	0.15	0.5	3	0.3	1.20 1.50	1.04 1.20

Typical Performance Data

Frequency (MHz)	Insertion Loss (dB)		Amplitude Unbalance (dB)	Isolation (dB)	VSWR S	VSWR 1	VSWR 2
	S-1	S-2					
700.00	3.17	3.18	0.01	19.51	1.23	1.01	1.01
738.50	3.12	3.12	0.01	21.84	1.18	1.02	1.02
777.00	3.12	3.13	0.01	25.07	1.12	1.02	1.02
805.00	3.14	3.12	0.02	28.48	1.09	1.03	1.02
826.00	3.14	3.14	0.00	32.45	1.06	1.03	1.02
847.88	3.17	3.14	0.03	39.57	1.05	1.03	1.02
860.13	3.15	3.16	0.01	45.00	1.04	1.03	1.02
865.38	3.16	3.18	0.02	44.13	1.04	1.02	1.02
891.63	3.14	3.14	0.00	33.77	1.06	1.02	1.02
918.75	3.11	3.12	0.01	28.40	1.08	1.02	1.02
952.00	3.15	3.15	0.00	24.51	1.13	1.01	1.01
989.63	3.22	3.21	0.01	21.49	1.18	1.01	1.01
1028.13	3.27	3.26	0.01	19.27	1.23	1.02	1.02
1044.75	3.27	3.28	0.00	18.46	1.26	1.03	1.03
1050.00	3.26	3.26	0.00	18.20	1.27	1.03	1.03

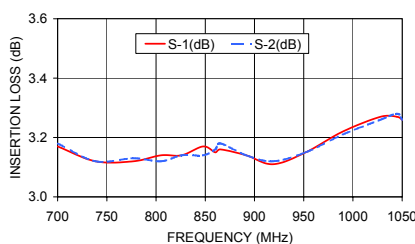
Outline Drawing



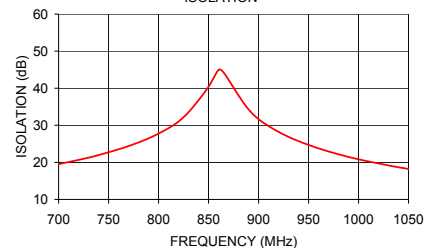
Outline Dimensions (inch/mm)

A	B	C	D	E	F	G	
1.80	1.75	.66	.125	1.675	.125	.125	
45.72	44.45	16.76	3.18	42.55	3.18	3.18	
H	J	K	L	M	wt		
1.625	.31	.63	1.13	.88	grams		
41.28	7.87	16.00	28.70	22.35	34		

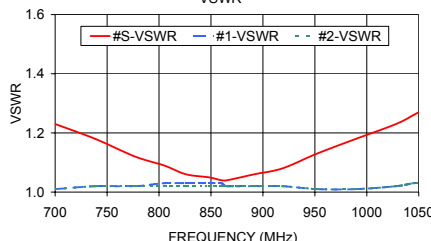
ZN2PD-920W+ INSERTION LOSS



ZN2PD-920W+ ISOLATION



ZN2PD-920W+ VSWR



electrical schematic



Mini-Circuits®
ISO 9001 ISO 14001 CERTIFIED

ALL NEW
minicircuits.com

P.O. Box 350166, Brooklyn, New York 11235-0003 (718) 934-4500 Fax (718) 332-4661 For detailed performance specs & shopping online see Mini-Circuits web site



The Design Engineers Search Engine Provides ACTUAL Data Instantly From MINI-CIRCUITS At: www.minicircuits.com

RF/IF MICROWAVE COMPONENTS

REV. B
M113397
ZN2PD-920W+
HY/TD/CP/AM
071029