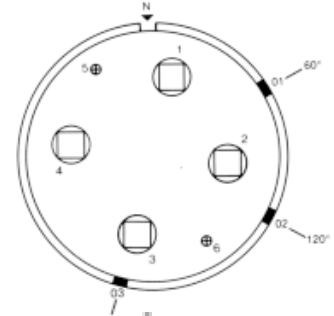


Insert Configurations

6 Contacts

Style	Wire Terminal Type	Shell Size	Insert Type	Dash Number	Catalog Number
Mod I	Solder	C28	Pin Socket	18P 18S	ZP-C28-18P ZP-C28-18S

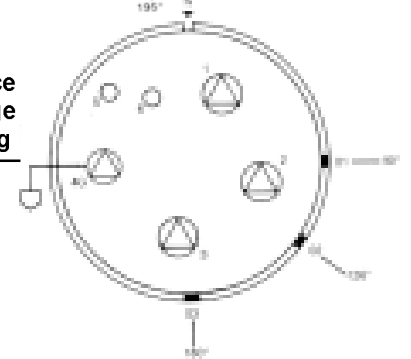
Qty.	Size (AWG)	Service Voltage Rating
4	350 MCM	● D ● E
2	12 Relay	



6 Contacts

Style	Wire Terminal Type	Shell Size	Insert Type	Dash Number	Catalog Number
Mod I	Solder	C28	Pin Socket	42P 42S	ZP-C28-42P ZP-C28-42S
Mod I	Pressure	C28	Pin Socket	42PR 42SR	ZP-C28-42PR ZP-C28-42SR

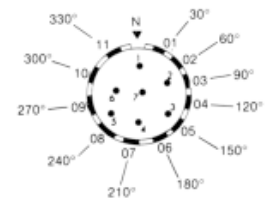
Qty.	Size (AWG)	Service Voltage Rating
4	4/0	● D
2	10 relay	



7 Contacts

Style	Wire Terminal Type	Shell Size	Insert Type	Dash Number	Catalog Number
Mod III	Crimp	12	Pin Socket	648PN 648SN	★ ★

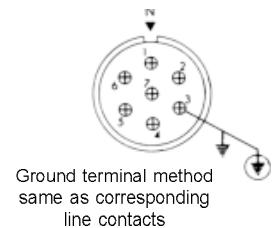
Qty.	Size (AWG)	Service Voltage Rating
7	16	A



7 Contacts

Style	Wire Terminal Type	Shell Size	Insert Type	Dash Number	Catalog Number
Mod III	Crimp	12	Pin Socket	310PN 310SN	ZP-12-310PN ZP-12-310SN

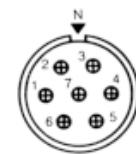
Qty.	Size (AWG)	Service Voltage Rating
7	12	◆ A



7 Contacts

Style	Wire Terminal Type	Shell Size	Insert Type	Dash Number	Catalog Number
Mod II	Crimp	12	Pin Socket	354PN 354SN	ZP-12-354PN ZP-12-354SN
Mod III	Crimp	12	Pin Socket	654PN 654SN	★ ★

Qty.	Size (AWG)	Service Voltage Rating
7	12	◆ A



Grounding Contact Termination Symbol			Contact Symbols	Wire Size AWG.	Metric	Wire Size AWG.	Metric	Wire Size AWG.	Metric	Wire Size AWG.	Metric	Wire Size AWG.	Metric	Wire Size AWG.	Metric
⊕	⊖	⊕	○	18	0.75	16	1.5	12	4.0	10	6.0	8	10.0	4	25.0
Solder Well	Pressure	Crimp	●	10	6.0	8	10.0	4	25.0	1/0	50.0	4/0	120.00	350 MCM	185.00
			⊕	500 MCM	240.00	646-777	300-400								

◆ For non-circuit breaking service only.
● Small contacts disengage 1/8" before large contacts to provide time delay in control circuit.
★ Pre-assembled insert should be ordered mounted in barrel.