

# Coaxial Power Splitter/Combiner

## ZX10-2-126+ ZX10-2-126

2 Way-0° 50Ω 7400 to 12600 MHz

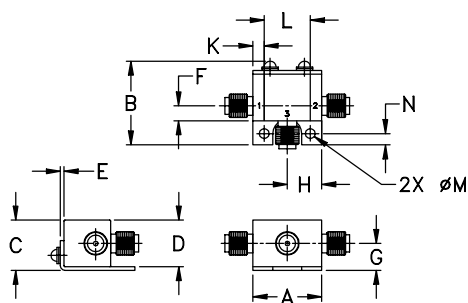
### Maximum Ratings

Operating Temperature	-40°C to 85°C
Storage Temperature	-55°C to 100°C
Power Input (as a splitter)	1.0W max.
Internal Dissipation (as a combiner)	0.1W max.

### Coaxial Connections

SUM PORT	3
PORT 1	1
PORT 2	2

### Outline Drawing



### Outline Dimensions (inch/mm)

A	B	C	D	E	F	G
.74	.90	.54	.50	.04	.16	.29
18.80	22.86	13.72	12.70	1.02	4.06	7.37
H	J	K	L	M	N	wt
.37	--	.122	.496	.106	.122	grams
9.40	--	3.10	12.60	2.69	3.10	20.0

### Features

- low insertion loss, 0.3 dB typ.
- excellent amplitude unbalance
- very good phase unbalance
- small size
- low cost
- protected under U.S. Patent 6,790,049 & 6,963,255

### Applications

- SHF
- defense
- cable tv relay
- DECT
- DBS



CASE STYLE: FL905

Connectors	Model	Price	Qty.
SMA	ZX10-2-126-S(+)	\$39.95	(1-24)

+ RoHS compliant in accordance with EU Directive (2002/95/EC)

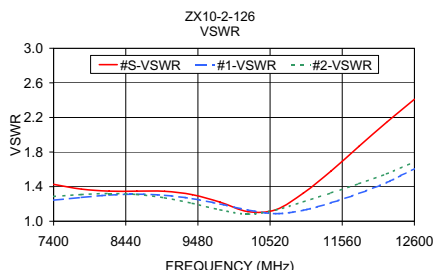
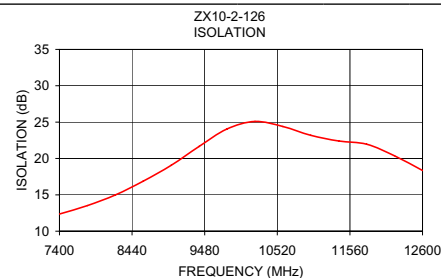
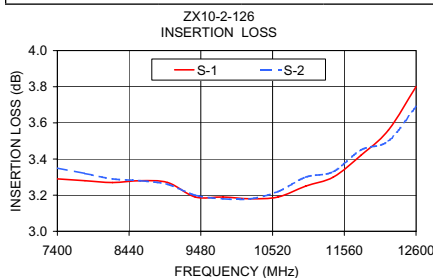
The +Suffix identifies RoHS Compliance. See our web site for RoHS Compliance methodologies and qualifications.

### Splitter Electrical Specifications (T<sub>AMB</sub>=25°C)

FREQ. RANGE (MHz)	ISOLATION (dB)	INSERTION LOSS (dB) ABOVE 3.0 dB	PHASE UNBALANCE (Degrees)	AMPLITUDE UNBALANCE (dB)
f <sub>L</sub> -f <sub>H</sub>	Typ. Min.	Typ. Max.	Max.	Max.
7400-12600	23 10	0.3 1.3	10.0	0.5
9000-11000	23 16	0.3 0.6	5.0	0.3

### Typical Performance Data

Frequency (MHz)	Insertion Loss (dB)		Amplitude Unbalance (dB)	Isolation (dB)	Phase Unbalance (deg.)	VSWR S	VSWR 1	VSWR 2
	S-1	S-2						
7400.00	3.29	3.35	0.06	12.36	1.98	1.43	1.24	1.29
7800.00	3.28	3.32	0.04	13.52	1.83	1.37	1.28	1.31
8200.00	3.27	3.29	0.01	14.99	2.03	1.35	1.30	1.32
8600.00	3.28	3.28	0.00	16.88	1.79	1.35	1.31	1.31
9000.00	3.27	3.26	0.01	19.06	1.68	1.35	1.30	1.27
9400.00	3.19	3.20	0.01	21.66	1.72	1.31	1.26	1.21
9800.00	3.19	3.18	0.01	24.06	1.73	1.22	1.20	1.13
10200.00	3.18	3.18	0.00	25.09	1.85	1.11	1.13	1.08
10600.00	3.19	3.22	0.03	24.40	1.79	1.13	1.09	1.13
11000.00	3.25	3.30	0.05	23.18	2.16	1.33	1.13	1.22
11400.00	3.30	3.33	0.03	22.41	2.79	1.58	1.21	1.33
11800.00	3.42	3.45	0.03	21.96	3.14	1.87	1.32	1.43
12200.00	3.56	3.50	0.07	20.36	4.21	2.14	1.45	1.55
12600.00	3.80	3.69	0.11	18.35	4.86	2.41	1.61	1.68



### electrical schematic



**Mini-Circuits**  
ISO 9001 ISO 14001 CERTIFIED

ALL NEW  
minicircuits.com

P.O. Box 350166, Brooklyn, New York 11235-0003 (718) 934-4500 Fax (718) 332-4661 For detailed performance specs & shopping online see Mini-Circuits web site



The Design Engineers Search Engine Provides ACTUAL Data Instantly From MINI-CIRCUITS At: [www.minicircuits.com](http://www.minicircuits.com)

RF/IF MICROWAVE COMPONENTS

REV. E  
M98898  
ZX10-2-126  
ED-10227/1  
HY/RS/CP  
070424