

# Coaxial Power Splitter/Combiner

## ZX10-2-25+ ZX10-2-25

2 Way-0° 50Ω 1000 to 2500 MHz



CASE STYLE: FL905

Connectors	Model	Price	Qty.
SMA	ZX10-2-25-S(+)	\$26.95	(1-24)

+ RoHS compliant in accordance with EU Directive (2002/95/EC)

The +Suffix identifies RoHS Compliance. See our web site for RoHS Compliance methodologies and qualifications.

### Maximum Ratings

Operating Temperature	-40°C to 85°C
Storage Temperature	-55°C to 100°C
Power Input (as a splitter)	1.0W max.
Internal Dissipation (as a combiner)	0.125W max.

### Coaxial Connections

SUM PORT	3
PORT 1	1
PORT 2	2

### Features

- excellent amplitude unbalance
- very good phase unbalance
- small size
- low cost
- protected under U.S. Patent 6,790,049 & 6,963,255

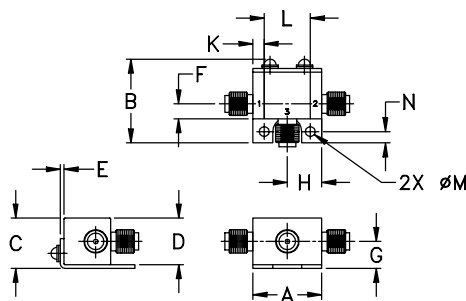
### Applications

- PCN/PCS
- VSAT
- ISM
- GPS
- defense
- communications

### Electrical Specifications (T<sub>AMB</sub> = 25°C)

FREQ. RANGE (MHz)	ISOLATION (dB)		INSERTION LOSS (dB) ABOVE 3.0 dB		PHASE UNBALANCE (Degrees)	AMPLITUDE UNBALANCE (dB)
	Typ.	Min.	Typ.	Max.	Max.	Max.
f <sub>c</sub> -f <sub>u</sub>						
1000-2500	20	14	1.2	2.2	10.0	1.2
1400-1800	18	16	0.9	1.4	6.0	0.6
1800-2000	19	16	0.9	1.4	6.0	0.6

### Outline Drawing

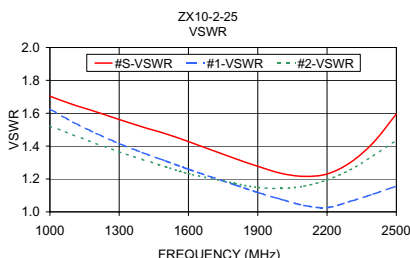
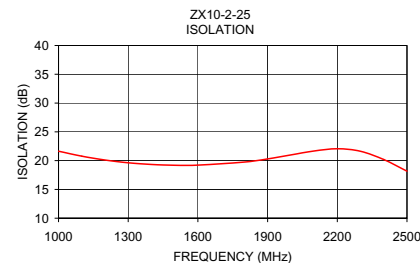
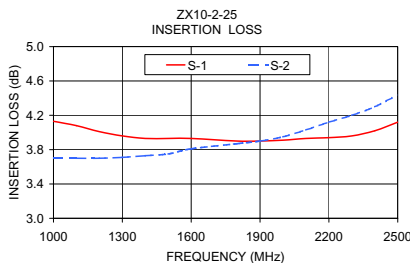


### Outline Dimensions (inch/mm)

A	B	C	D	E	F	G
.74	.90	.54	.50	.04	.16	.29
18.80	22.86	13.72	12.70	1.02	4.06	7.37
H	J	K	L	M	N	wt
.37	--	.122	.496	.106	.122	grams
9.40	--	3.10	12.60	2.69	3.10	20.0

### Typical Performance Data

Frequency (MHz)	Insertion Loss (dB)		Amplitude Unbalance (dB)	Isolation (dB)	Phase Unbalance (deg.)	VSWR S	VSWR 1	VSWR 2
	S-1	S-2						
1000.00	4.13	3.70	0.43	21.64	2.82	1.70	1.63	1.52
1100.00	4.08	3.70	0.38	20.77	2.58	1.65	1.55	1.47
1200.00	4.01	3.70	0.31	20.10	2.27	1.61	1.48	1.42
1300.00	3.96	3.71	0.25	19.63	2.23	1.56	1.42	1.37
1400.00	3.93	3.73	0.21	19.33	2.05	1.52	1.36	1.32
1500.00	3.93	3.75	0.18	19.19	2.07	1.48	1.31	1.27
1600.00	3.93	3.81	0.12	19.22	2.10	1.43	1.26	1.23
1800.00	3.90	3.87	0.30	19.75	2.27	1.33	1.16	1.17
1900.00	3.90	3.90	0.01	20.29	2.59	1.28	1.12	1.15
2000.00	3.91	3.95	0.05	20.99	3.08	1.23	1.08	1.14
2100.00	3.93	4.03	0.10	21.68	3.65	1.22	1.04	1.16
2200.00	3.94	4.12	0.18	22.06	4.43	1.23	1.03	1.19
2300.00	3.96	4.20	0.24	21.62	5.16	1.30	1.06	1.26
2400.00	4.02	4.30	0.29	20.20	5.94	1.42	1.11	1.34
2500.00	4.12	4.44	0.32	18.17	7.12	1.60	1.16	1.43



### electrical schematic



**Mini-Circuits®**  
ISO 9001 ISO 14001 CERTIFIED

ALL NEW  
minicircuits.com

P.O. Box 350166, Brooklyn, New York 11235-0003 (718) 934-4500 Fax (718) 332-4661 For detailed performance specs & shopping online see Mini-Circuits web site



The Design Engineers Search Engine Provides ACTUAL Data Instantly From MINI-CIRCUITS At: [www.minicircuits.com](http://www.minicircuits.com)

RF/IF MICROWAVE COMPONENTS

REV. E  
M98898  
ZX10-2-25  
ED-10145/3  
HY/RS/CP  
080226