

Coaxial

Power Splitter/Combiner

ZX10-2-42+
ZX10-2-42

2 Way-0° 50Ω 1900 to 4200 MHz

Maximum Ratings

Operating Temperature	-40°C to 85°C
Storage Temperature	-55°C to 100°C
Power Input (as a splitter)	1.0W max.
Internal Dissipation (as a combiner)	0.1W max.

Coaxial Connections

SUM PORT	3
PORT 1	1
PORT 2	2

Features

- low insertion loss, 0.2 dB typ.
- excellent amplitude unbalance
- very good phase unbalance
- small size
- low cost
- protected under U.S. Patent 6,790,049 & 6,963,255

Applications

- communications
- defense
- PCS/DCS
- DECT



CASE STYLE: FL905

Connectors	Model	Price	Qty.
SMA	ZX10-2-42-S(+)	\$34.95	(1-24)

+ RoHS compliant in accordance with EU Directive (2002/95/EC)

The +Suffix identifies RoHS Compliance. See our web site for RoHS Compliance methodologies and qualifications.

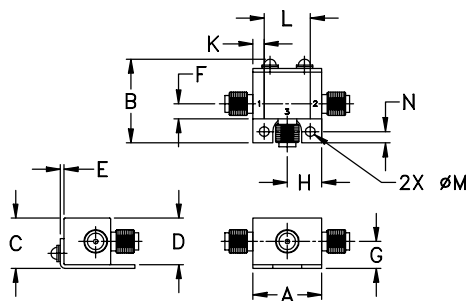
Splitter Electrical Specifications (T_{AMB}=25°C)

FREQ. RANGE (MHz)	ISOLATION (dB)		INSERTION LOSS (dB) ABOVE 3.0 dB		PHASE UNBALANCE (Degrees)	AMPLITUDE UNBALANCE (dB)
	Typ.	Min.	Typ.	Max.	Max.	Max.
f _L -f _H						
1900-4200	23	10	0.2	1.0	3.0	0.3
2600-3400	23	17	0.2	0.5	2.0	0.3

Typical Performance Data

Frequency (MHz)	Insertion Loss (dB)		Amplitude Unbalance (dB)	Isolation (dB)	Phase Unbalance (deg.)	VSWR S	VSWR 1	VSWR 2
	S-1	S-2						
1900.00	3.45	3.45	0.00	12.33	0.70	1.79	1.08	1.07
2040.00	3.42	3.44	0.02	13.42	0.71	1.71	1.09	1.08
2180.00	3.37	3.36	0.01	14.64	0.74	1.62	1.10	1.09
2460.00	3.26	3.26	0.01	17.92	0.91	1.47	1.09	1.08
2600.00	3.19	3.19	0.00	20.16	1.05	1.39	1.08	1.08
2760.00	3.19	3.18	0.01	23.66	1.02	1.26	1.05	1.05
2920.00	3.10	3.12	0.02	27.75	1.18	1.14	1.02	1.03
3240.00	3.11	3.11	0.00	23.53	1.50	1.07	1.03	1.02
3400.00	3.13	3.16	0.03	20.10	1.54	1.19	1.05	1.10
3540.00	3.23	3.27	0.04	17.91	1.30	1.31	1.07	1.05
3680.00	3.26	3.29	0.03	16.12	1.55	1.40	1.07	1.06
3820.00	3.31	3.36	0.05	14.58	1.52	1.51	1.09	1.08
4100.00	3.48	3.52	0.03	12.21	1.48	1.78	1.15	1.15
4150.00	3.54	3.58	0.04	11.90	1.37	1.83	1.16	1.16
4200.00	3.52	3.55	0.03	11.51	1.50	1.87	1.17	1.18

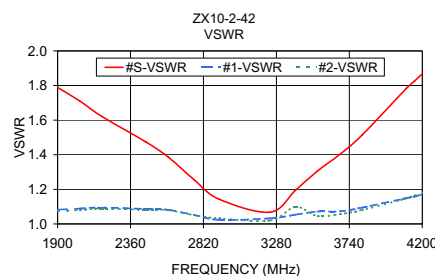
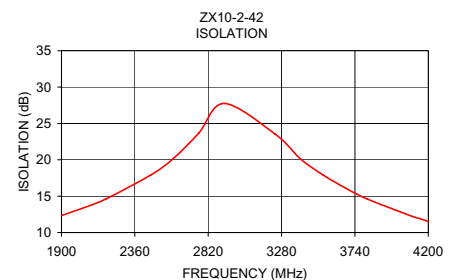
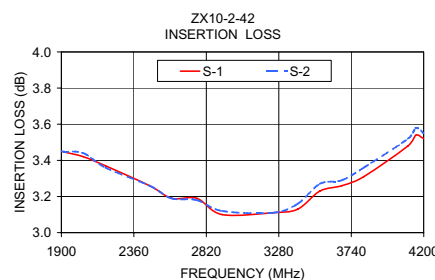
Outline Drawing



Outline Dimensions (inch/mm)

A	B	C	D	E	F	G
.74	.90	.54	.50	.04	.16	.29
18.80	22.86	13.72	12.70	1.02	4.06	7.37

H	J	K	L	M	N	wt
.37	--	.122	.496	.106	.122	grams
9.40	--	3.10	12.60	2.69	3.10	20.0



electrical schematic

