

Coaxial Power Splitter/Combiner

ZX10-2-98+ ZX10-2-98

2 Way-0° 50Ω 4750 to 9800 MHz



CASE STYLE: FL905

Connectors	Model	Price	Qty.
SMA	ZX10-2-98-S(+)	\$39.95	(1-24)

+ RoHS compliant in accordance with EU Directive (2002/95/EC)

The +Suffix identifies RoHS Compliance. See our web site for RoHS Compliance methodologies and qualifications.

Maximum Ratings

Operating Temperature	-40°C to 85°C
Storage Temperature	-55°C to 100°C
Power Input (as a splitter)	1.0W max.
Internal Dissipation (as a combiner)	0.125W max.

Permanent damage may occur if any of these limits are exceeded.

Coaxial Connections

SUM PORT	3
PORT 1	1
PORT 2	2

Features

- low insertion loss, 0.3 dB typ.
- excellent amplitude unbalance
- very good phase unbalance
- small size
- low cost
- protected under U.S. Patent 6,790,049 & 6,963,255

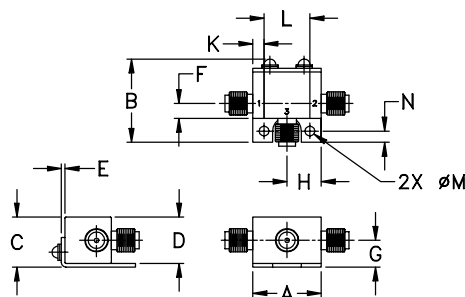
Applications

- SHF
- communications
- defense
- cable tv relay

Electrical Specifications (T_{AMB} = 25°C)

FREQ. RANGE (MHz)	ISOLATION (dB)		INSERTION LOSS (dB) ABOVE 3.0 dB		PHASE UNBALANCE (Degrees)	AMPLITUDE UNBALANCE (dB)
	Typ.	Min.	Typ.	Max.	Max.	Max.
f _c -f _u						
4750-9800	23	10	0.3	1.2	9.0	0.5
7000-9000	23	18	0.3	0.8	8.0	0.4

Outline Drawing

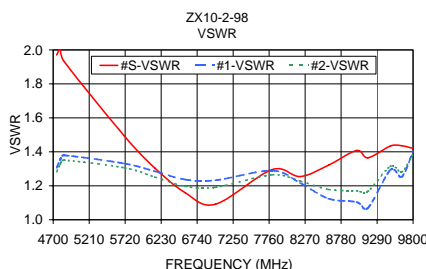
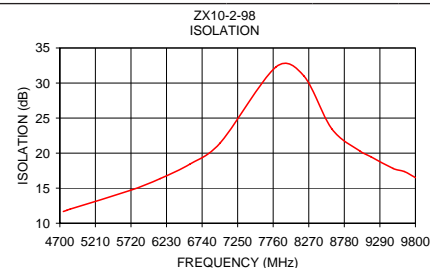
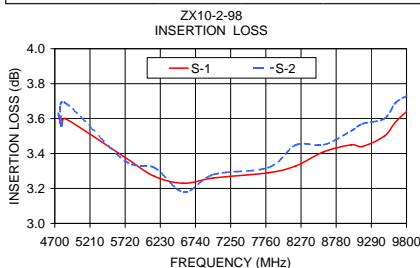


Outline Dimensions (inch/mm)


A	B	C	D	E	F	G
.74	.90	.54	.50	.04	.16	.29
18.80	22.86	13.72	12.70	1.02	4.06	7.37
H	J	K	L	M	N	wt
.37	--	.122	.496	.106	.122	grams
9.40	--	3.10	12.60	2.69	3.10	20.0

Typical Performance Data

Frequency (MHz)	Insertion Loss (dB)		Amplitude Unbalance (dB)	Isolation (dB)	Phase Unbalance (deg.)	VSWR S	VSWR 1	VSWR 2
	S-1	S-2						
4750.00	3.62	3.63	0.01	11.68	0.03	1.97	1.31	1.28
4800.00	3.56	3.56	0.01	11.85	0.16	2.01	1.35	1.33
4850.00	3.60	3.69	0.09	12.02	0.20	1.93	1.38	1.35
5710.00	3.38	3.36	0.03	14.69	0.09	1.49	1.33	1.31
6140.00	3.27	3.32	0.05	16.37	0.09	1.30	1.29	1.25
6570.00	3.23	3.18	0.05	18.46	0.22	1.16	1.24	1.20
7000.00	3.26	3.28	0.02	21.45	0.22	1.09	1.23	1.19
7800.00	3.29	3.32	0.03	32.30	0.26	1.29	1.29	1.26
8200.00	3.33	3.45	0.12	31.01	0.02	1.25	1.22	1.23
8600.00	3.41	3.45	0.05	23.48	0.52	1.32	1.12	1.18
9000.00	3.45	3.53	0.08	20.33	0.98	1.41	1.10	1.17
9160.00	3.44	3.57	0.13	19.49	0.70	1.37	1.07	1.17
9480.00	3.50	3.60	0.10	17.81	0.50	1.43	1.29	1.31
9640.00	3.58	3.69	0.11	17.38	0.85	1.44	1.25	1.28
9800.00	3.64	3.73	0.09	16.51	1.35	1.42	1.40	1.39



electrical schematic



Mini-Circuits®
ISO 9001 ISO 14001 AS 9100 CERTIFIED

minicircuits.com

P.O. Box 350166, Brooklyn, New York 11235-0003 (718) 934-4500 Fax (718) 332-4661 For detailed performance specs & shopping online see Mini-Circuits web site



The Design Engineers Search Engine Provides ACTUAL Data Instantly From MINI-CIRCUITS At: www.minicircuits.com

IF/RF MICROWAVE COMPONENTS

REV. E
M98898
ZX10-2-98
ED-10280/1
HY/RS/CP
080226