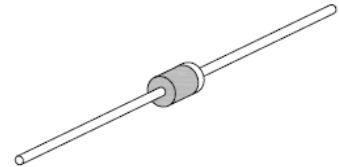


## 2W Zener Diodes

### Features

- Low zener impedance
- Excellent clamping capability
- Complete voltage range 11 to 200V
- Low leakage current
- RoHS compliant



DO-41



### Mechanical Data

<b>Case:</b>	JEDEC DO-41, molded plastic
<b>Epoxy:</b>	Plastic package has UL flammability classification 94V-0
<b>Terminals:</b>	Solder plated, solderable per MIL-STD-202, Method 208
<b>Polarity:</b>	Color band denotes cathode end
<b>Weight:</b>	0.012 ounce, 0.34 gram

### Electrical Characteristics ( $T_{Ambient}=25^{\circ}C$ unless noted otherwise)

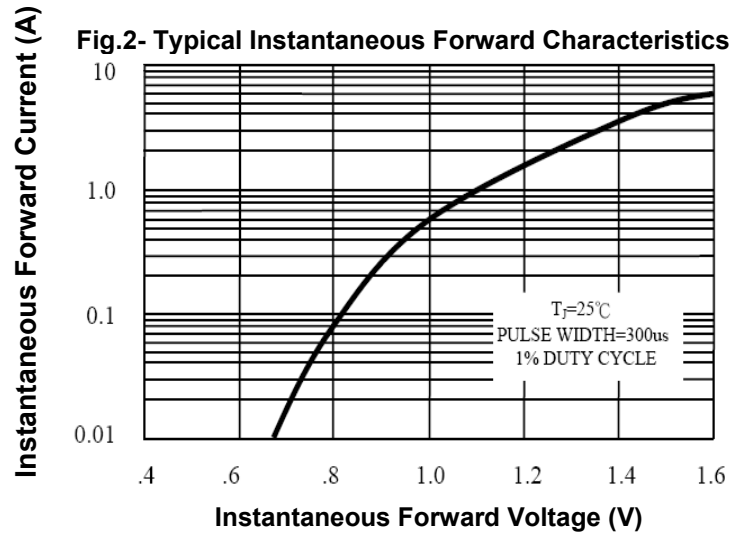
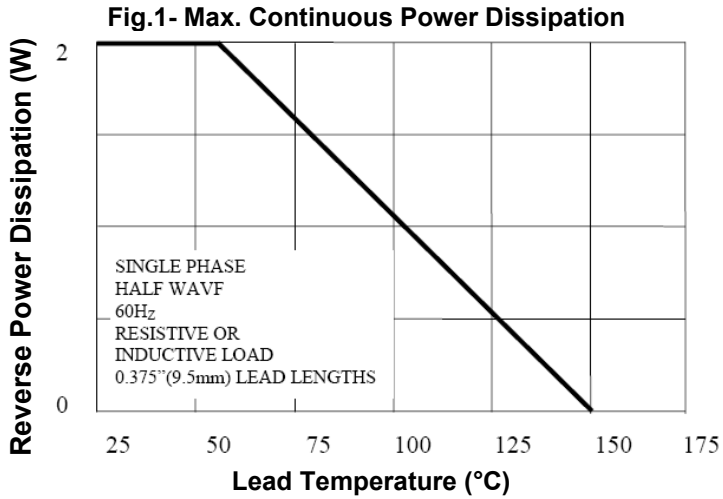
Part NO.	Nominal Zener Voltage @ I <sub>ZT</sub>				Max. Zener Impedance ( $\Omega$ )			Max. Reverse Leakage Current I <sub>R</sub> @ V <sub>R</sub>	
	V <sub>Z</sub> (V)			I <sub>ZT</sub> (mA)	Z <sub>ZT</sub> @ I <sub>ZT</sub>	Z <sub>ZK</sub> @ I <sub>ZK</sub>	I <sub>ZK</sub> (mA)	I <sub>R</sub> ( $\mu$ A)	V <sub>R</sub> (V)
	Nom.	Min.	Max.						
ZY11	11	10.4	11.6	45.5	4.0	700	0.25	1.0	8.4
ZY12	12	11.4	12.7	41.5	4.5	700	0.25	1.0	9.1
ZY13	13	12.4	14.1	38.5	5.0	700	0.25	0.5	9.9
ZY14	14	13.3	14.7	35.7	5.5	700	0.25	0.5	10.6
ZY15	15	13.8	15.8	33.4	7.0	700	0.25	0.5	11.4
ZY16	16	15.3	17.1	31.2	8.0	700	0.25	0.5	12.2
ZY17	17	16.2	17.9	29.4	9.0	750	0.25	0.5	13.0

## 2W Zener Diodes

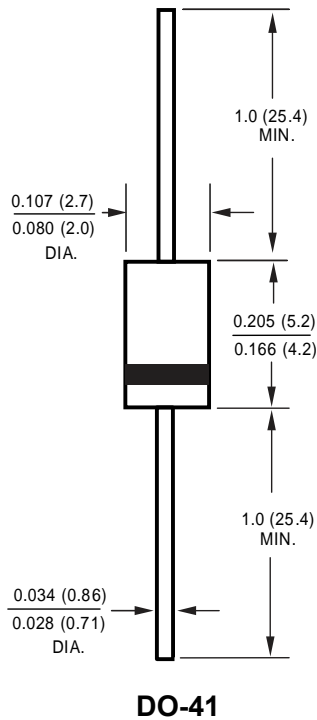
### ZY11 - ZY200

Part NO.	Nominal Zener Voltage @ I <sub>ZT</sub>				Max. Zener Impedance (Ω)			Max. Reverse Leakage Current I <sub>R</sub> @ V <sub>R</sub>	
	V <sub>Z</sub> (V)			I <sub>ZT</sub> (mA)	Z <sub>ZT</sub> @ I <sub>ZT</sub>	Z <sub>ZK</sub> @ I <sub>ZK</sub>	I <sub>ZK</sub> (mA)	I <sub>R</sub> (μA)	V <sub>R</sub> (V)
	Nom.	Min.	Max.						
ZY18	18	16.8	19.1	27.8	10	750	0.25	0.5	13.7
ZY19	19	18.1	20.0	26.3	11	750	0.25	0.5	14.4
ZY20	20	18.8	21.2	25.0	11	750	0.25	0.5	15.2
ZY22	22	20.8	23.2	22.8	12	750	0.25	0.5	16.7
ZY24	24	22.8	25.6	20.8	13	750	0.25	0.5	18.2
ZY27	27	25.1	28.9	18.5	18	750	0.25	0.5	20.6
ZY30	30	28	32	16.6	20	1000	0.25	0.5	22.5
ZY33	33	31	35	15.1	23	1000	0.25	0.5	25.1
ZY36	36	34	38	13.9	25	1000	0.25	0.5	27.4
ZY39	39	37	41	12.8	30	1000	0.25	0.5	29.7
ZY43	43	40	46	11.6	35	1500	0.25	0.5	32.7
ZY47	47	44	50	10.6	40	1500	0.25	0.5	35.8
ZY51	51	48	54	9.8	48	1500	0.25	0.5	38.8
ZY56	56	52	60	9.0	55	2000	0.25	0.5	42.6
ZY62	62	58	66	8.1	60	2000	0.25	0.5	47.1
ZY68	68	64	72	7.4	75	2000	0.25	0.5	51.7
ZY75	75	70	79	6.7	90	2000	0.25	0.5	56.0
ZY82	82	77	88	6.1	100	3000	0.25	0.5	62.2
ZY91	91	85	96	5.5	125	3000	0.25	0.5	69.2
ZY100	100	94	106	5.0	175	3000	0.25	0.5	76.0
ZY110	110	104	116	4.5	250	4000	0.25	0.5	83.6
ZY120	120	114	127	4.2	325	4500	0.25	0.5	91.2
ZY130	130	124	141	3.8	400	5000	0.25	0.5	98.8
ZY140	140	133	147	3.6	500	5500	0.25	0.5	106.4
ZY150	150	138	156	3.3	575	6000	0.25	0.5	114.0
ZY160	160	153	171	3.1	650	6500	0.25	0.5	121.6
ZY170	170	162	179	2.9	675	7000	0.25	0.5	130.4
ZY180	180	168	191	2.8	725	7000	0.25	0.5	136.8
ZY190	190	181	200	2.6	825	8000	0.25	0.5	144.8
ZY200	200	188	212	2.5	900	8000	0.25	0.5	152.0

### Typical Characteristics Curves



### Dimensions in inches (mm)



**How to contact us:**

**US HEADQUARTERS**

28040 WEST HARRISON PARKWAY, VALENCIA, CA 91355-4162

Tel: (800) TAITRON (800) 824-8766 (661) 257-6060

Fax: (800) TAITFAX (800) 824-8329 (661) 257-6415

Email: [taitron@taitroncomponents.com](mailto:taitron@taitroncomponents.com)

Http://[www.taitroncomponents.com](http://www.taitroncomponents.com)

**TAITRON COMPONENTS MEXICO, S.A .DE C.V.**

BOULEVARD CENTRAL 5000 INTERIOR 5 PARQUE INDUSTRIAL ATITALAQUIA, HIDALGO C.P.  
42970 MEXICO

Tel: +52-55-5560-1519

Fax: +52-55-5560-2190

**TAITRON COMPONENTS INCORPORATED REPRESENTAÇÕES DO BRASIL LTDA**

RUA DOMINGOS DE MORAIS, 2777, 2.ANDAR, SALA 24 SAÚDE - SÃO PAULO-SP 04035-001 BRAZIL

Tel: +55-11-5574-7949

Fax: +55-11-5572-0052

**TAITRON COMPONENTS INCORPORATED, SHANGHAI REPRESENTATIVE OFFICE**

METROBANK PLAZA, 1160 WEST YAN' AN ROAD, SUITE 1503, SHANGHAI, 200052, CHINA

Tel: +86-21-5424-9942

Fax: +86-21-5424-9931