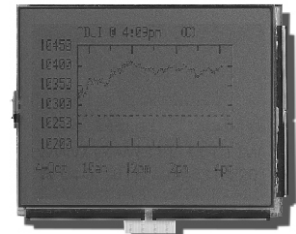
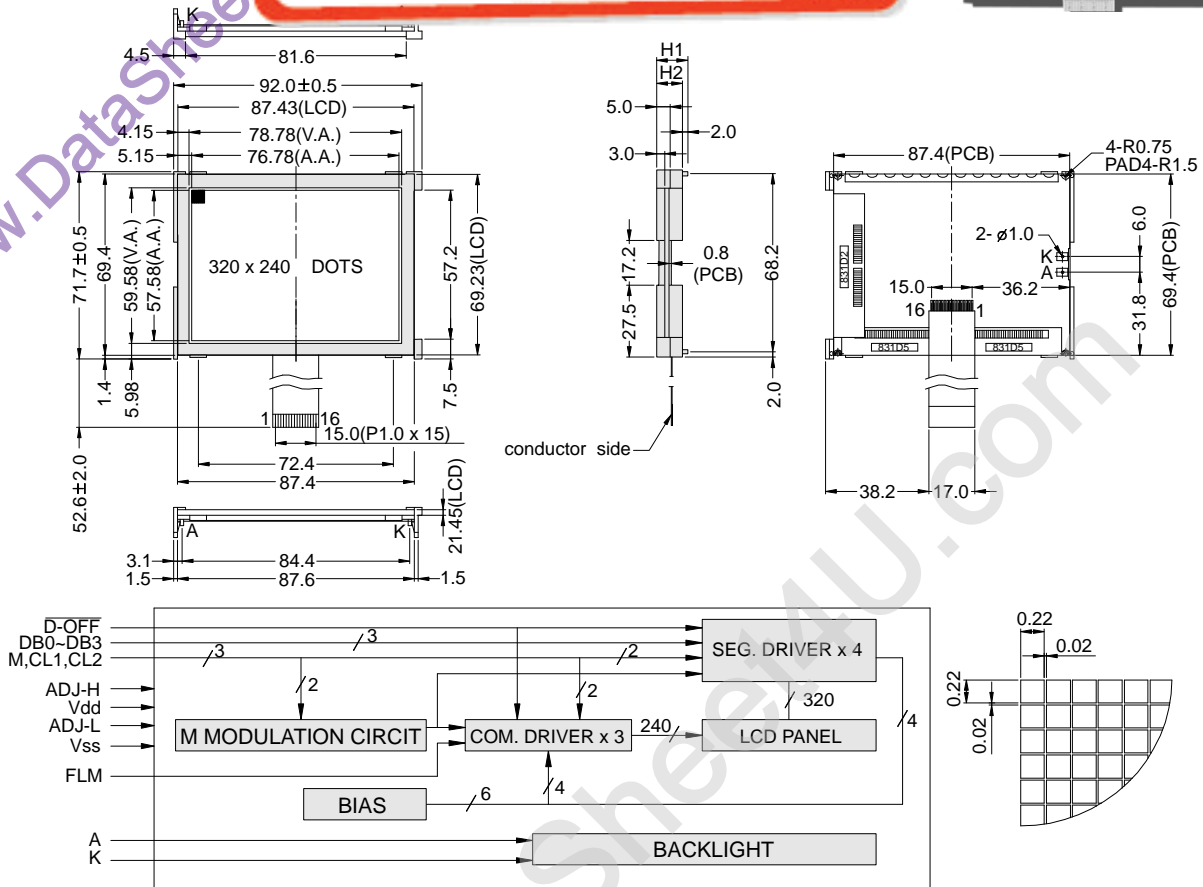


液晶之友 电话: 020-33819057
<http://www.lcdfriends.com>



OUTLINE DIMENSION & BLOCK DIAGRAM



The tolerance unless classified $\pm 0.3\text{mm}$

MECHANICAL SPECIFICATION			
Overall Size	92.0 x 71.7	Module	H2 / H1
View Area	78.78 x 59.58	W / O B/L	- / -
Dot Size	0.22 x 0.22	EL B/L	2.7 / 4.9
Dot Pitch	0.24 x 0.24	LED B/L	9.5 / 11.5

PIN ASSIGNMENT		
Pin no.	Symbol	Function
1	FLM	Shift direction select
2	M	Alternation Control signal
3	CL1	Display data input clock
4	CL2	Display data input clock
5	D-OFF	Display enable
6	DB0	Data bus line
7	DB1	Data bus line
8	DB2	Data bus line
9	DB3	Data bus line
10	Vdd	Power supply(+5V)
11	Vss	Power supply(GND)
12	Adj-H	Contrast adjust (1)
13	Adj-L	Contrast adjust (2)
14	NC/EL-EN	No connection / EL-enable
15	A	Power supply for LED B/L (+)
16	K	Power supply for LED B/L (-)

ABSOLUTE MAXIMUM RATING								
Item	Symbol	Condition	Min.	Max.	Units			
Supply for logic voltage	Vdd-Vss	25°C	-0.3	7.0	V			
LCD driving supply voltage	Vdd-Vee	25°C	-0.3	45.0	V			
Input voltage	Vin	25°C	-0.3	Vdd+0.3	V			
ELECTRICAL CHARACTERISTICS								
Item	Symbol	Condition	Min.	Typical	Max.	Units		
Power supply voltage	Vdd-Vss	25°C	2.5	-	5.5	V		
LCD operation voltage	Vop	Top	N	W	N	W	V	
		-20°C	-	-	-	-	V	
		0°C	-	22.9	-	23.6	24.3	V
		25°C	-	22	-	22.7	23.3	V
		50°C	-	21.1	-	21.7	22.4	V
70°C	-	-	-	-	-	V		
LCM current consumption (No B/L)	Idd	Vdd=5V	-	13	-	mA		
Backlight current consumption	LED/edge	VB/L=4.2V	-	70	-	mA		
	LED/array	VB/L=4.2V	-	-	-	mA		

REMARK

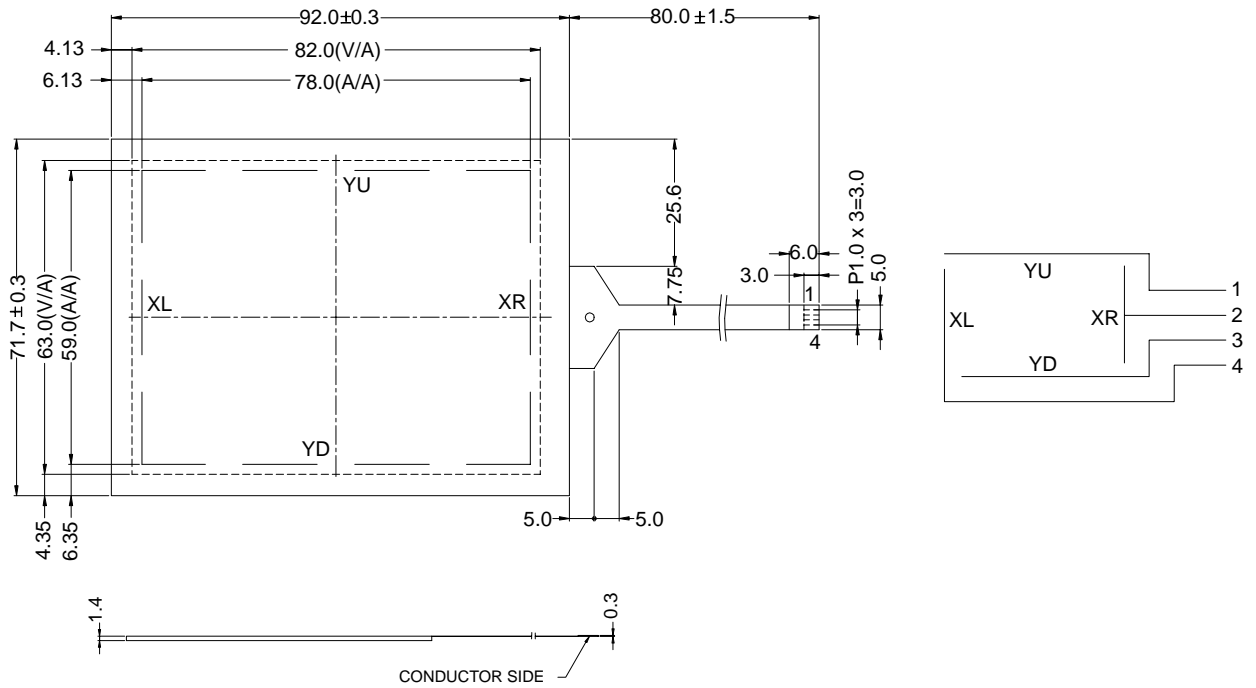
LCD option: STN, TN, FSTN

Backlight Option: LED,EL Backlight feature, other Specs not available on catalog is under request.



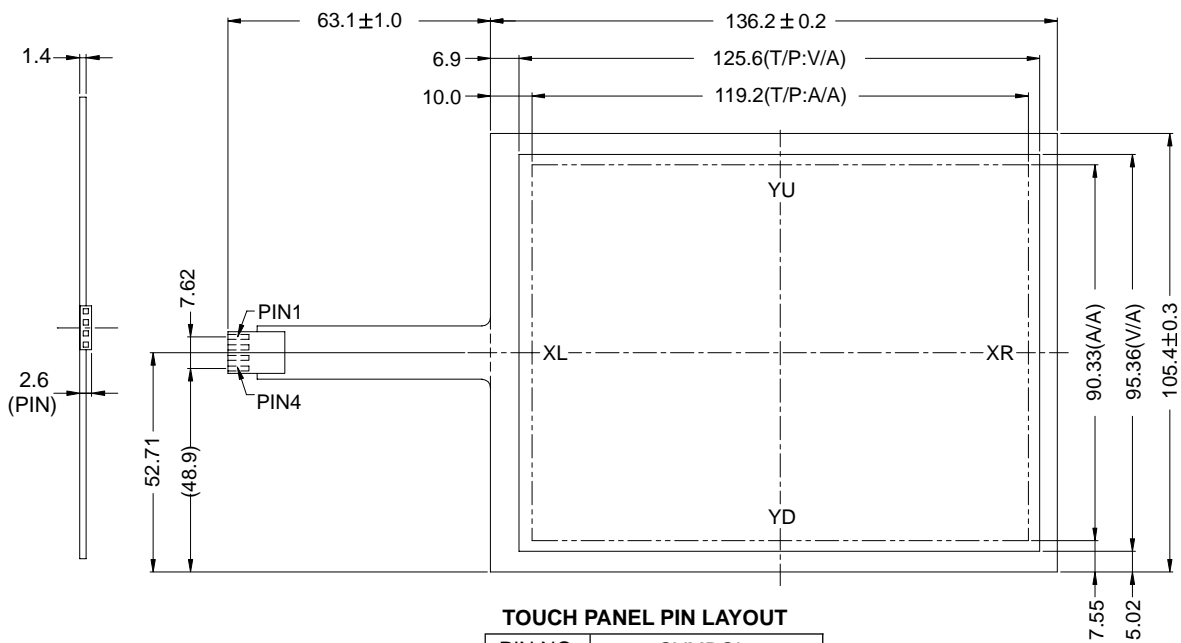
OUTLINE DIMENSION & BLOCK DIAGRAM

◆ For PG 320240-H



The tolerance unless classified ± 0.2 mm

◆ For PG 320240-D



TOUCH PANEL PIN LAYOUT

PIN NO.	SYMBOL
1	YU
2	YD
3	XL
4	XR

The tolerance unless classified ± 0.2 mm

