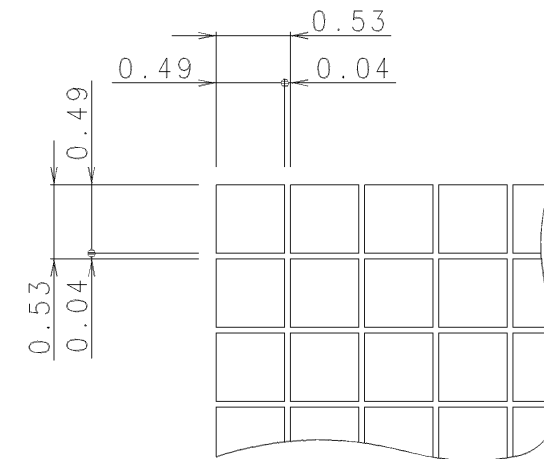
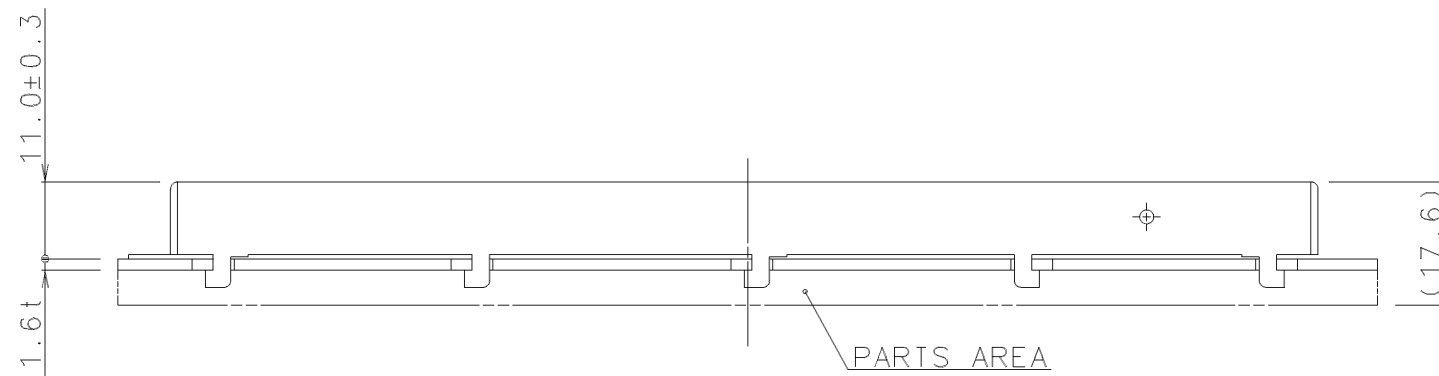
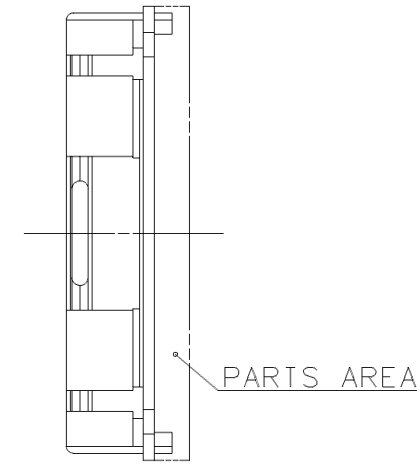
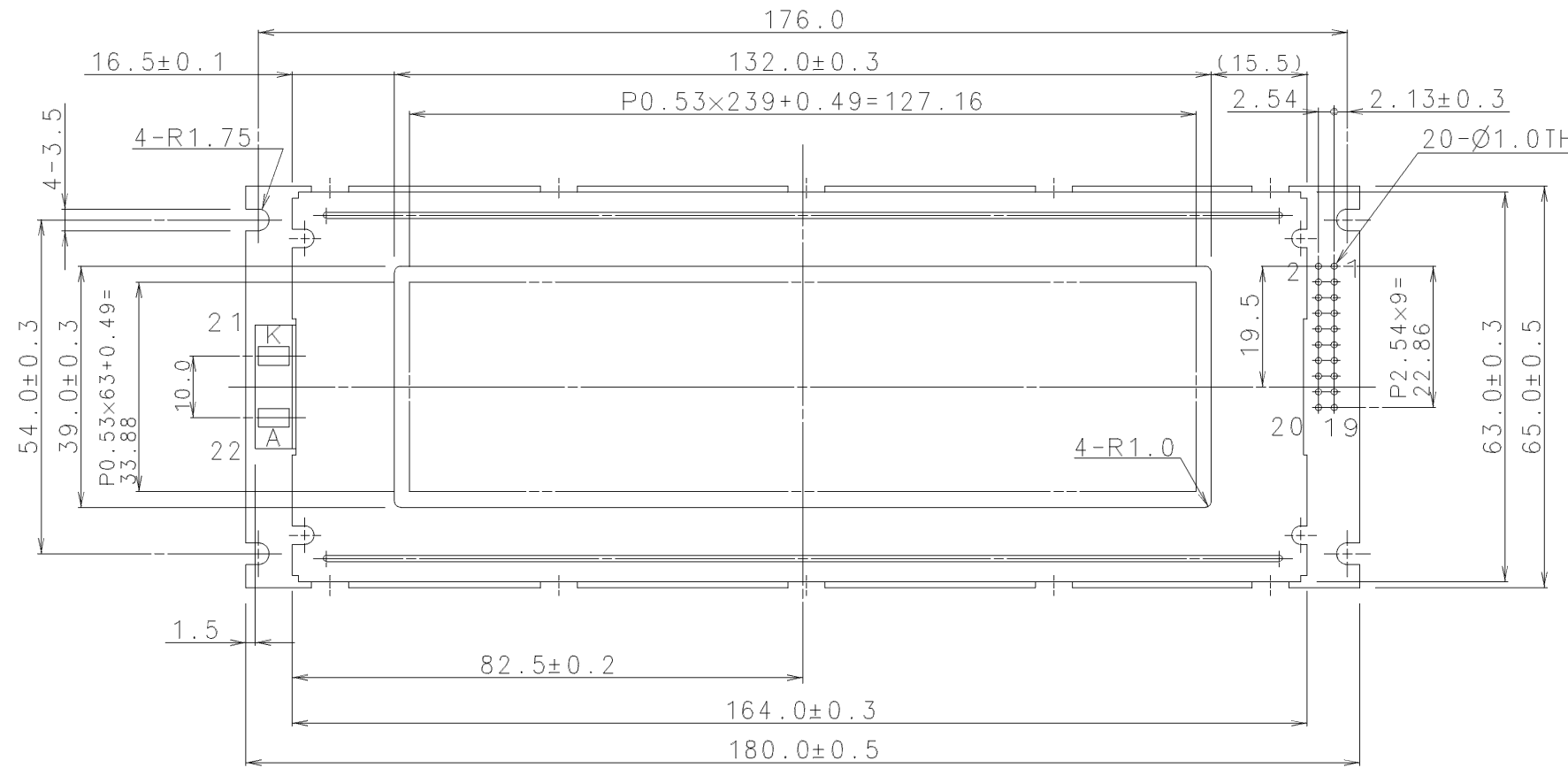




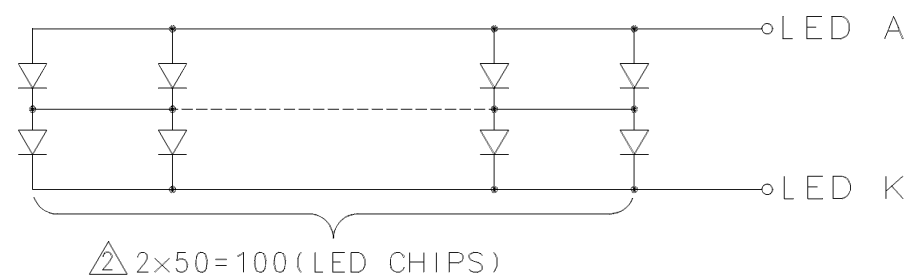
| ISSUE | REVISIONS        | DRAWN    | APPROVED    | DATE        |
|-------|------------------|----------|-------------|-------------|
| 1     | CORRECTION (1x1) | M. Ishii | S. Kuwabara | JUN, 30 '93 |
| 2     | CORRECTION (2x1) | T. Oka   | S. Kuwabara | NOV, 15 '93 |

### PIN ASSIGNMENT

| PIN No. | SYMBOL |
|---------|--------|
| 1       | FG     |
| 2       | VSS    |
| 3       | VCC    |
| 4       | VEE    |
| 5       | WR     |
| 6       | RD     |
| 7       | CE     |
| 8       | C/D    |
| 9       | NC     |
| 10      | RESET  |
| 11      | D0     |
| 12      | D1     |
| 13      | D2     |
| 14      | D3     |
| 15      | D4     |
| 16      | D5     |
| 17      | D6     |
| 18      | D7     |
| 19      | FS     |
| 20      | NC     |
| 21      | LED K  |
| 22      | LED A  |



DOT DETAIL SCALE 20:1



| MEASURE   | TOLERANCE |      |      | THIRD ANGLE PROJECTION | DATE<br>DEC. 11 '93     | OPTREX CORPORATION           |
|-----------|-----------|------|------|------------------------|-------------------------|------------------------------|
|           | A         | B    | C    |                        |                         |                              |
| L≤16      | ±0.1      | ±0.3 | ±1   | UNIT                   | APPROVED<br>S. Kuwabara | TITLE<br>DIMENSIONAL OUTLINE |
| 16<L≤63   | ±0.2      | ±0.5 | ±1.5 | mm                     | CHECKED<br>S. Matsuoka  | CODE<br>DMF5005LED Series    |
| 63<L≤250  | ±0.3      | ±0.8 | ±2   | SCALE                  | DRAWN<br>S. Mizobuchi   | DWG NO<br>UE-32883B          |
| 250<L≤500 | ±0.5      | ±1.2 | ±3   | 1:1                    |                         |                              |
| 500<L     | ±0.8      | ±2   | ±4   |                        |                         |                              |
| ANGLE     | ±1°       | ±5°  | ±10° |                        |                         |                              |