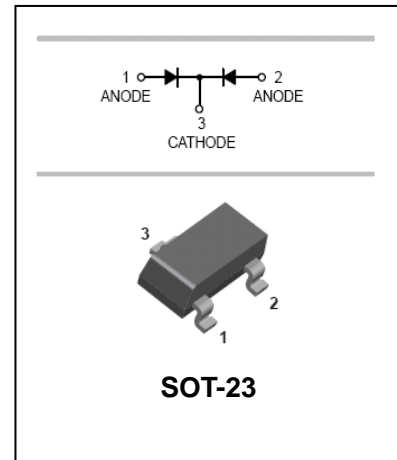


Surface mount switching diode

**MMBD6100**

**FEATURES**

- High conductance.
- Fast switching.
- Surface mount package ideally suited for automatic insertion.



**APPLICATIONS**

- For general purpose and switching application.

**ORDERING INFORMATION**

Type No.	Marking	Package Code
MMBD6100	T4	SOT-23

**MAXIMUM RATING @ Ta=25°C unless otherwise specified**

Characteristic	Symbol	Limits	Unit
Continuous Reverse Voltage	$V_R$	70	V
Average rectified output current	$I_O$	200	mA
Peak surge forward Current, $t < 1.0\mu s$	$I_{FSM}$	2.0	A
Power Dissipation	$P_d$	350	mW
Typical Thermal Resistance, Junction to Ambient	$R_{\theta JA}$	357	°C/W
Operating Junction Temperature Range	$T_j$	150	°C
Storage Temperature Range	$T_{STG}$	-65 to +150	°C

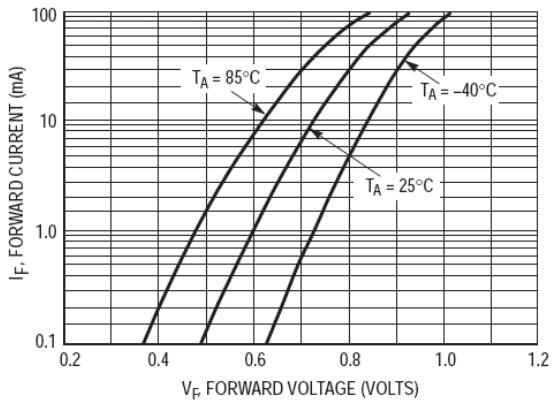
**ELECTRICAL CHARACTERISTICS @ Ta=25°C unless otherwise specified**

Characteristic	Symbol	Min	MAX	UNIT	Test Condition
Reverse Breakdown Voltage	$V_{(BR)R}$	70		V	$I_R = 100\mu A$
Forward Voltage	$V_F$	0.55 0.85	0.7 1.1	V	$I_F = 1mA$ $I_F = 100mA$
Reverse Leakage Current	$I_R$		0.1	$\mu A$	$V_R = 50V$
Junction Capacitance	$C_j$		2.5	pF	$V_R = 0V, f = 1MHz$
Reverse Recovery Time	$t_{rr}$		4	ns	$I_F = I_R = 10mA,$ $I_{RR} = 0.1 * I_R \quad R_L = 100\Omega$

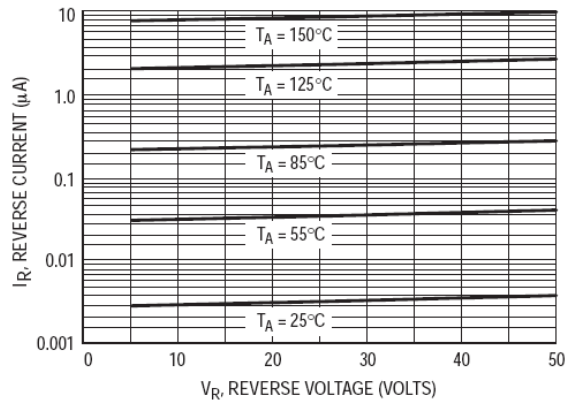
Surface mount switching diode

**MMBD6100**

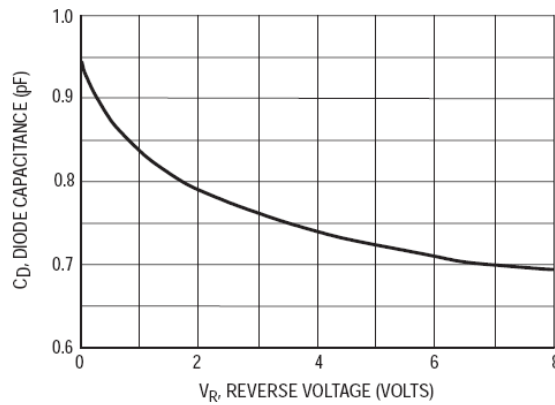
TYPICAL CHARACTERISTICS @  $T_a=25^\circ\text{C}$  unless otherwise specified



**Figure 1. Forward Voltage**



**Figure 2. Leakage Current**



**Figure 3. Capacitance**

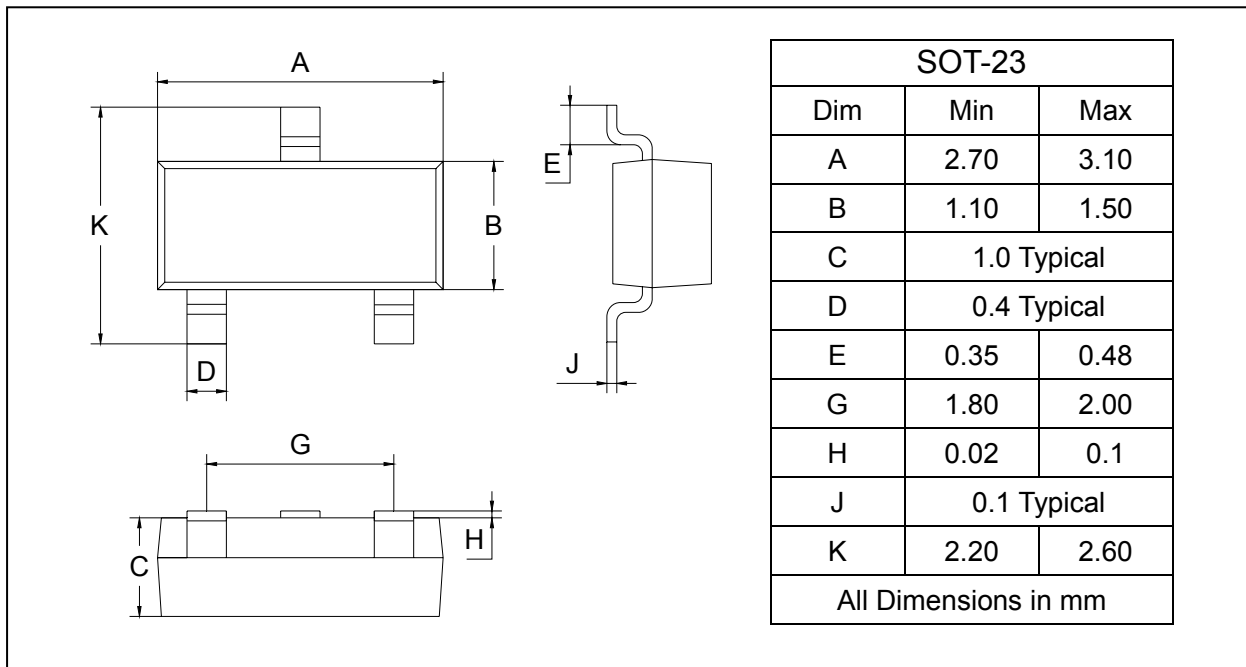
Surface mount switching diode

**MMBD6100**

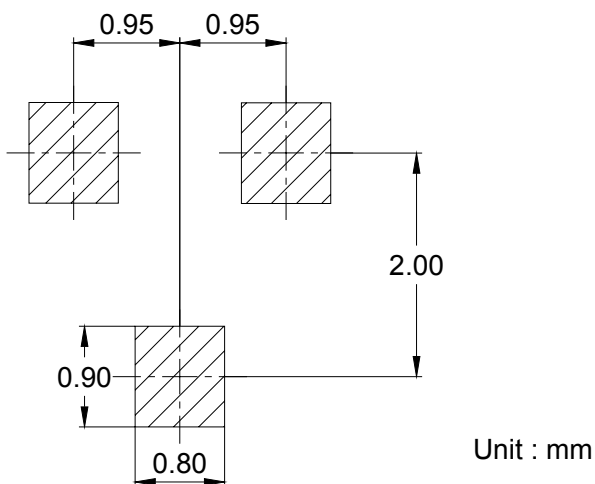
PACKAGE OUTLINE

Plastic surface mounted package

SOT-23



SOLDERING FOOTPRINT



PACKAGE INFORMATION

Device	Package	Shipping
MMBD6100	SOT-23	3000/Tape&Reel