



Flyback Transformer

For ON Semiconductor NCP5080
Photoflash Capacitor Charger



- Miniature capacitor charging transformer – 4.6 mm high; 6.2 × 6.8 mm footprint
- 2.7–5.5 Volts input; 350 V output
- 1000 Vrms, one minute isolation from primary to secondary

Core material Ferrite

Terminations RoHS tin-silver over copper. Other terminations available at additional cost.

Weight 0.30 g

Ambient temperature –40°C to +125°C

Storage temperature Component: –40°C to +125°C
Tape and reel packaging: –40°C to +80°C

Resistance to soldering heat Max three 40 second reflows at +260°C, parts cooled to room temperature between cycles

Moisture Sensitivity Level (MSL) 1 (unlimited floor life at <30°C / 85% relative humidity)

Failures in Time (FIT) / Mean Time Between Failures (MTBF)
38 per billion hours / 26,315,789 hours, calculated per Telcordia SR-332

Packaging 250/7" reel; 1000/13" reel Plastic tape: 16 mm wide, 0.35 mm thick, 12 mm pocket spacing, 5.0 mm pocket depth

PCB washing Tested to MIL-STD-202 Method 215 plus an additional aqueous wash. See [Doc787_PCB_Washing.pdf](#).

Part number ¹	Inductance at 0 A ² ±10% (µH)	Inductance at I _{pk} ³ min (µH)	DCR max (Ohms)		Leakage inductance ⁴ max (µH)	Pri : sec turns ratio	I _{pk} ³ (A)
			pri	sec			
CJ5143-AL_	15.0	13.5	1.0	25	0.3	1 : 15	1.2

1. When ordering, please specify **termination** and **packaging** codes:

CJ5143-ALC

Termination: **L** = RoHS compliant tin-silver (96.5/3.5) over copper. Special order, added cost:
T = RoHS tin-silver-copper (95.5/4/0.5) over copper
or **S** = non-RoHS tin-lead (63/37) over copper.

Packaging: **C** = 7" machine-ready reel. EIA-481 embossed plastic tape (250 parts per full reel).

B = Less than full reel. In tape, but not machine ready. To have a leader and trailer added (\$25 charge), use code letter C instead.

D = 13" machine-ready reel. EIA-481 embossed plastic tape. Factory order only, not stocked (1000 parts per full reel).

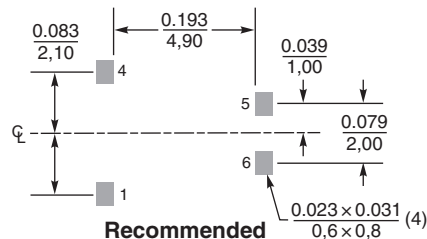
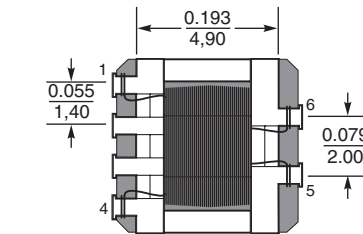
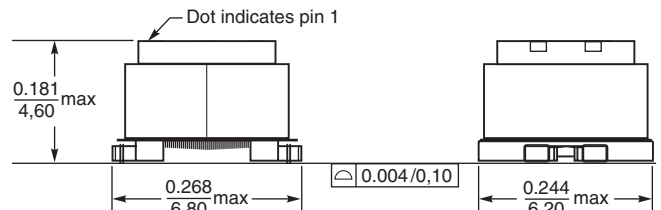
2. Inductance measured at 1.0 kHz, 1.0 Vrms.

3. Peak primary current drawn at minimum input voltage.

4. Leakage inductance is for the primary winding with the secondary winding shorted.

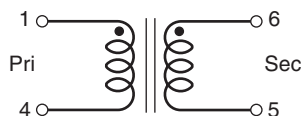
5. Electrical specifications at 25°C.

Refer to Doc 362 "Soldering Surface Mount Components" before soldering.



Recommended Land Pattern

Dimensions are in inches/mm



US +1-847-639-6400 sales@coilcraft.com
UK +44-1236-730595 sales@coilcraft-europe.com
Taiwan +886-2-2264 3646 sales@coilcraft.com.tw
China +86-21-6218 8074 sales@coilcraft.com.cn
Singapore +65-6484 8412 sales@coilcraft.com.sg

Document 659 Revised 08/22/16

© Coilcraft Inc. 2016

This product may not be used in medical or high risk applications without prior Coilcraft approval. Specification subject to change without notice. Please check web site for latest information.