

General Specifications

Motor Protection:

Auto Restart/Polarity Protection

Insulation Resistance:

10M Ω or over with a DC500V Megger

Dielectric Withstand Voltage: AC 700V 1s

Allowable Ambient Temperature Range:

-10°C ~ +70°C (Operating)

-40°C ~ +70°C (Storage)

(non-condensing environment)

Expected Life

Failure Rate: 10%

60°C 40,000 Hours (AA/EA)

Material

Casing : Plastic (Black) UL94V-0

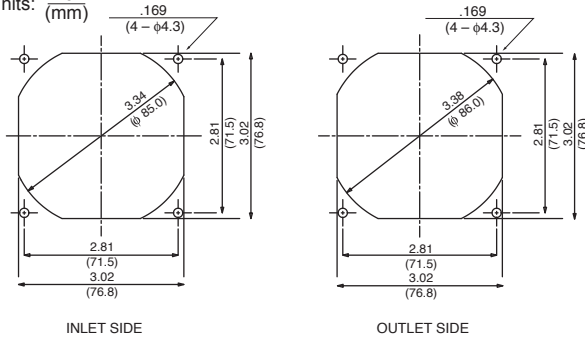
Impeller : Plastic (Black) UL94V-0

Bearing : Ball Bearing

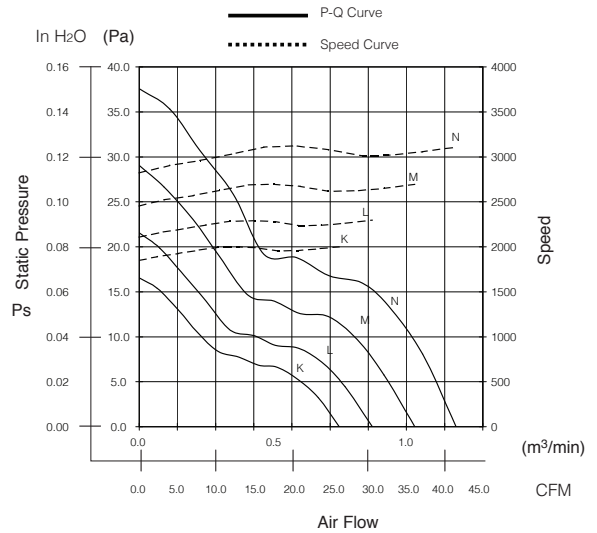
Lead Wire : UL3385, AWG26, +Red, -Black

Panel Cut-Outs

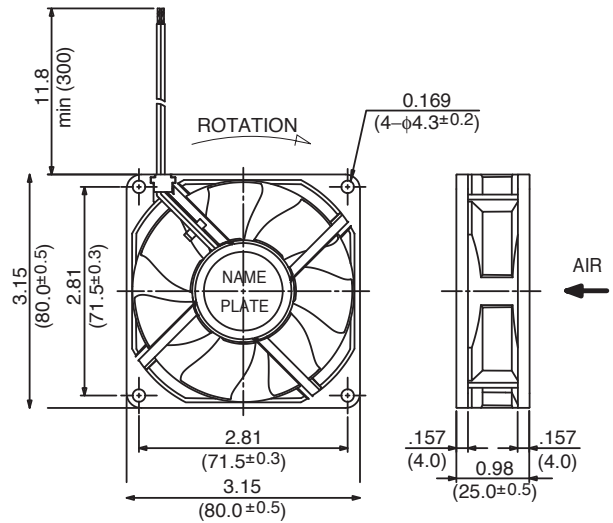
Units: inch (mm)



Characteristic Curves



Outline



Specifications

MODEL	LEGACY P/N	Rated Voltage	Operating Voltage	Current	Input Power	Speed	Max. Air Flow		Max. Static Pressure		Noise	Mass
		(V)	(V)	(A) ¹	(W) ¹	(min ⁻¹) ¹	CFM ¹	(m ³ /min) ¹	in H ₂ O	(Pa) ¹	(dB) ¹	(g)
08025SA-12K-AA-00	3110SB-04W-B20-B00	12	6 ~ 13.8	0.05	0.60	2000	26.1	0.74	0.07	16.5	19.0	80
08025SA-12L-AA-00	3110SB-04W-B30-B00	12	6 ~ 13.8	0.06	0.72	2300	30.4	0.86	0.09	21.5	22.0	80
08025SA-12M-AA-00	3110SB-04W-B40-B00	12	6 ~ 13.8	0.09	1.08	2700	36.0	1.02	0.12	29.0	26.0	80
08025SA-12N-AA-00	3110SB-04W-B50-B00	12	6 ~ 13.8	0.14	1.68	3100	41.3	1.17	0.15	37.5	30.0	80
08025SA-12R-AA-00	3110SB-04W-B80-B00	12	7.0 ~ 13.8	0.32	3.84	4500	60.0	1.70	0.33	82.0	42.0	80
08025SA-24K-AA-00	3110SB-05W-B20-B00	24	12.0 ~ 27.6	0.03	0.72	2000	26.1	0.74	0.07	16.5	19.0	80
08025SA-24L-AA-00	3110SB-05W-B30-B00	24	12.0 ~ 27.6	0.04	0.96	2300	30.4	0.86	0.09	21.5	22.0	80
08025SA-24M-AA-00	3110SB-05W-B40-B00	24	12.0 ~ 27.6	0.06	1.44	2700	36.0	1.02	0.12	29.0	26.0	80
08025SA-24N-AA-00	3110SB-05W-B50-B00	24	12.0 ~ 27.6	0.08	1.92	3100	41.3	1.17	0.15	37.5	30.0	80
08025SA-24R-EA-00	3110SB-05W-B80-B00	24	12.0 ~ 26.4	0.17	4.08	4500	60.0	1.70	0.33	82.0	42.0	80

Rotation: Clockwise

Airflow Outlet: Air Out Over Struts

*1: Average Values in Free Air

Note: PWM/Locked Rotor/Tach Available