**AXIAL LEAD PACKAGE****DESCRIPTION**

The 30KPA Series, are discrete 30,000 Watt, silicon transient voltage suppressors (TVS) designed for use in applications where large voltage transients can permanently damage voltage sensitive components and equipment.

The 30KPA series is available in voltages ranging from 30V to 360V with 5 percent and 10 percent tolerances. Both tolerances are referenced to the power supply output or operating voltage level. This series is compatible with IEC 61000-4-5 (Surge) requirements.

**FEATURES**

- **RTCA DO-160G COMPLIANT PRODUCT**
- UL File Recognition #E208219
- Compatible with IEC 61000-4-5 (Surge): 48A, 8/20 $\mu$ s - L3(Line-Ground), L4(Line-Line) & L1 (Power)
- 30,000 Watts Peak Pulse Power per Line ( $t_p = 10/1000\mu$ s)
- Unidirectional and Bidirectional Configurations
- Easy Mounting to Printed Circuit Board
- tClamping (0V to  $V_{BR}$  Min.)  $< 1 \times 10^{-12}$  seconds theoretical
- Available in Multiple Voltage
- RoHS Complaint (Exemption #7)

**APPLICATIONS**

- Relay Drives
- Motor (Start/Stop) Back EMF Protection
- Module Lightning Protection
- Secondary Lightning Protection for AC/DC

**MECHANICAL CHARACTERISTICS**

- Molded Case
- Approximate Weight: 5 grams
- Lead-Free Pure-Tin Plating (Annealed)
- Solder Reflow Temperature:  
Pure-Tin - Sn, 100: 260-270°C
- Flammability Rating UL 94V-0

**CIRCUIT DIAGRAMS****UNIDIRECTIONAL****BIDIRECTIONAL**

## 30kW POWER TVS COMPONENT

## RTCA DO-160G COMPLIANT PRODUCT

## MAXIMUM RATINGS @ 25°C Unless Otherwise Specified

PARAMETER	SYMBOL	VALUE	UNITS
Peak Pulse Power (tp = 10/1000µs) - See Figure 1	$P_{PP}$	30,000	Watts
Forward Surge Rating - 1/120 seconds - See Note 2	$I_F$	200	Amps
Steady State Power Dissipation	$P_P$	8.0	Watts
Storage Temperature	$T_{STG}$	-55 to 150	°C
Operating Temperature	$T_L$	-55 to 150	°C

## ELECTRICAL CHARACTERISTICS PER LINE @ 25°C Unless Otherwise Specified

PART NUMBER (Notes 1 - 2)	RATED STAND-OFF VOLTAGE $V_{WM}$ VOLTS	BREAKDOWN VOLTAGE		MAXIMUM LEAKAGE CURRENT $@V_{WM}$ $I_D$ µA	MAXIMUM CLAMPING VOLTAGE (Fig. 2) $@ 10/1000\mu S$ $V_C @ I_{PP}$	TEMPERATURE COEFFICIENT OF $V_{(BR)}$ $qV_{(BR)}$ mV/°C
		MIN $V_{(BR)}$ VOLTS	$@I_T$ mA			
30KPA28A	28.0	31.28	50	5000	50.0V @ 606.0A	32
30KPA30A	30.0	33.3	50	5000	55.2V @ 543.0A	34
30KPA33A	33.0	36.7	50	5000	58.6V @ 512.0A	39
30KPA36A	36.0	40.0	50	2000	61.8V @ 485.0A	41
30KPA43A	43.0	47.8	50	1000	73.0V @ 410.0A	50
30KPA45A	45.0	50.3	5	250	77.4V @ 391.5A	51
30KPA48A	48.0	53.3	5	250	77.4V @ 388.0A	56
30KPA51A	51.0	57.00	5	50	86.4V @ 350.7A	60
30KPA54A	54.0	60.0	5	20	91.4V @ 331.5A	64
30KPA58A	58.0	64.4	5	20	92.4V @ 325.0A	68
30KPA64A	64.0	71.1	5	10	104.0V @ 294.0A	76
30KPA70A	70.0	77.8	5	2	109.0V @ 274.0A	83
30KPA72A	72.0	80.4	5	2	114.0V @ 265.0A	85
30KPA75A	75.0	83.3	5	2	119.4V @ 251.0A	89
30KPA78A	78.0	87.10	5	2	129.0V @ 234.9A	92
30KPA85A	85.0	94.4	5	2	139.0V @ 216.0A	105
30KPA90A	90.0	100.0	5	2	147.0V @ 206.0A	109
30KPA100	100.0	111.0	5	2	179.0V @ 168.0A	134
30KPA100A	100.0	111.0	5	2	162.0V @ 186.0A	121
30KPA102A	102.0	114.0	5	2	166.0V @ 183.0A	124
30KPA110A	110.0	122.0	5	2	178.0V @ 168.0A	126
30KPA130A	130.0	144.0	5	2	209.0V @ 142.0A	157
30KPA150A	150.0	167.6	5	2	233.4V @ 129.8A	195

## NOTES

- Part numbers shown are unidirectional devices. Add a "CA" suffix to specify bidirectional devices, such as 30KPA30CA.
- $V_r = 15$  Volts @ 200A, 8.3ms(1/2 Sine Wave) - Unidirectional devices only.

## TYPICAL DEVICE CHARACTERISTICS

## RTCA DO-160G COMPLIANT PRODUCT

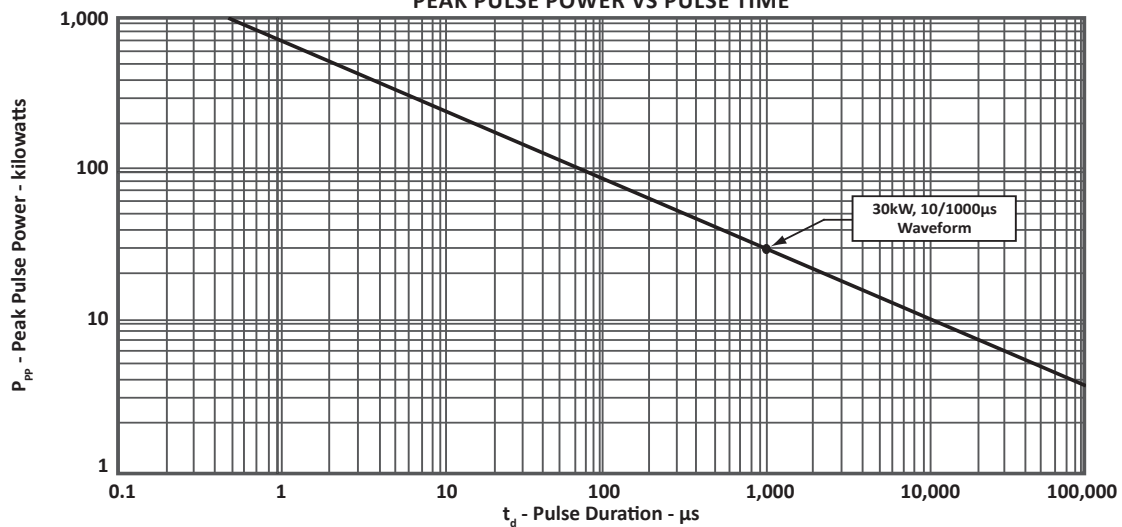
## ELECTRICAL CHARACTERISTICS PER LINE @ 25°C Unless Otherwise Specified

PART NUMBER (Notes 1 - 2)	RATED STAND-OFF VOLTAGE  $V_{WM}$ VOLTS	BREAKDOWN VOLTAGE		MAXIMUM LEAKAGE CURRENT  @ $V_{WM}$ $I_D$ $\mu A$	MAXIMUM CLAMPING VOLTAGE (Fig. 2)  @ 10/1000 $\mu S$ $V_C$ @ $I_{PP}$	TEMPERATURE COEFFICIENT OF $V_{(BR)}$  $qV_{(BR)}$ $mV/^{\circ}C$
		MIN $V_{(BR)}$ VOLTS	@ $I_T$ mA			
30KPA160A	160.0	178.0	5	2	252.6V @ 119.0A	195
30KPA170A	170.0	189.0	5	2	274.0V @ 110.0A	207
30KPA180A	180.0	200.0	5	2	291.0V @ 104.0A	230
30KPA200A	200.0	222.0	5	2	320.0V @ 94.0A	250
30KPA220A	220.0	245.0	5	2	356.0V @ 84.0A	269
30KPA250A	250.0	277.0	5	2	404.0V @ 74.0A	314
30KPA260A	260.0	289.0	5	2	416.0V @ 72.0A	317
30KPA280A	280.0	311.0	5	2	464.0V @ 65.0A	342
30KPA300A	300.0	334.0	5	2	484.0V @ 62.0A	368
30KPA320A	320.0	356.0	5	2	530.0V @ 57.0A	370
30KPA360A	360.0	400.0	5	2	640.0V @ 55.0A	380
30KPA400A	400.0	440.0	5	2	704.0V @ 42.6A	430

## NOTES

- Part numbers shown are unidirectional devices. Add a "CA" suffix to specify bidirectional devices, such as 30KPA30CA.
- $V_F = 15$  Volts @ 200A, 8.3ms(1/2 Sine Wave) - Unidirectional devices only.

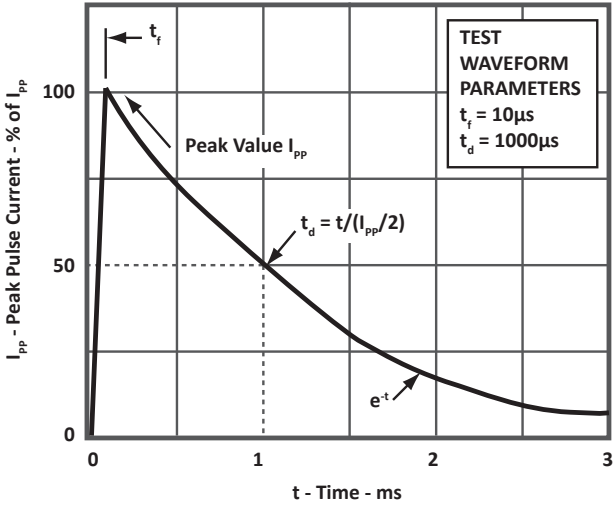
FIGURE 1  
PEAK PULSE POWER VS PULSE TIME



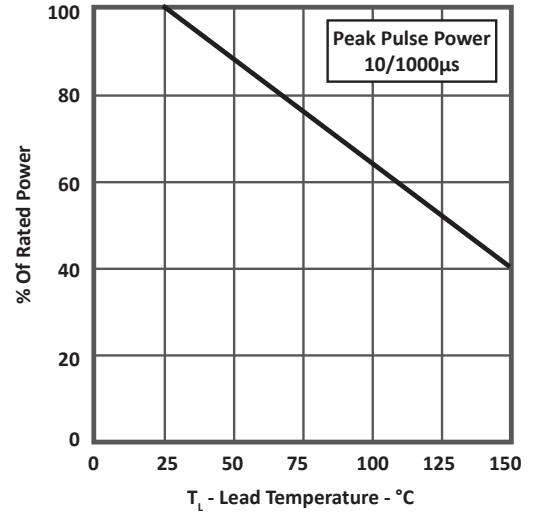
**TYPICAL DEVICE CHARACTERISTICS**

**RTCA DO-160G COMPLIANT PRODUCT**

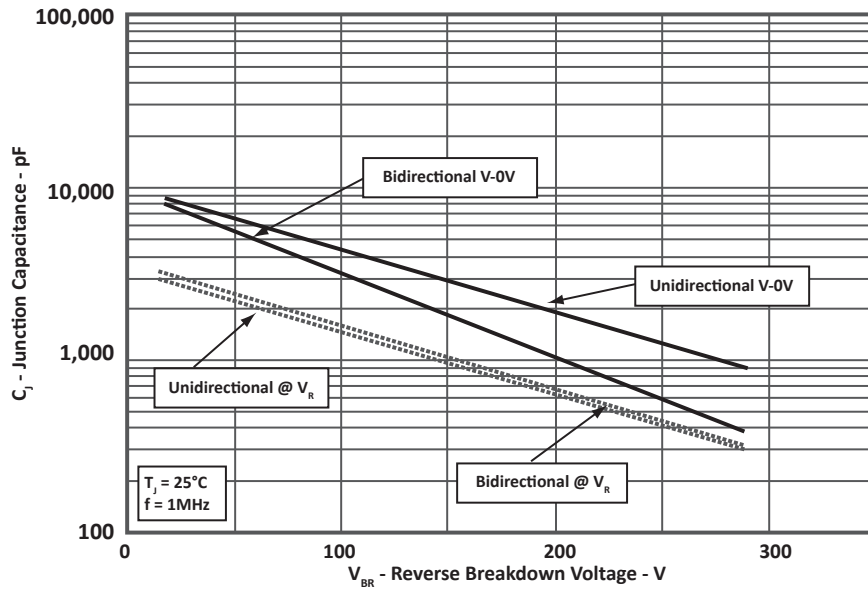
**FIGURE 2  
PULSE WAVEFORM**



**FIGURE 3  
POWER DERATING CURVE**



**FIGURE 4  
TYPICAL JUNCTION CAPACITANCE**



## AXIAL LEAD PACKAGE INFORMATION

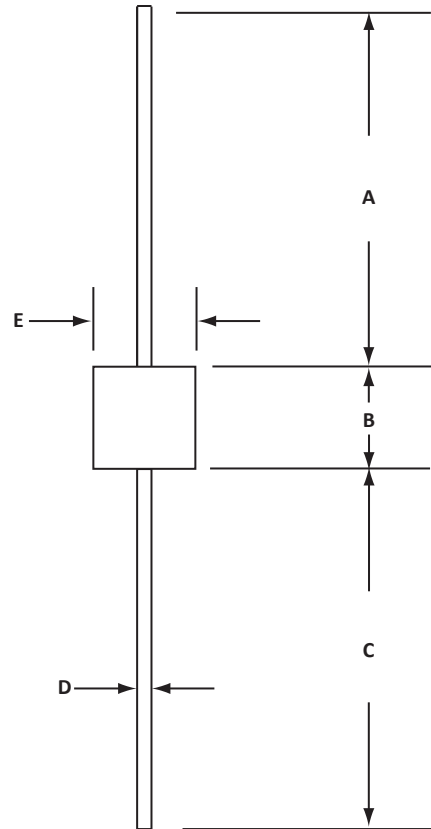
## RTCA DO-160G COMPLIANT PRODUCT

## OUTLINE DIMENSIONS

DIM	MILLIMETERS		INCHES	
	MIN	MAX	MIN	MAX
A	24.5	-	1.00	-
B	8.60	9.10	0.34	0.36
C	24.5	-	1.00	-
D	1.20 DIA.	1.30 DIA.	0.048 DIA.	0.052 DIA.
E	8.60	9.10	0.34	0.36

## NOTES

1. Dimensions are exclusive of mold flash and metal burrs.



## ORDERING INFORMATION

BASE PART NUMBER (xx = Voltage)	LEADFREE SUFFIX	TAPE SUFFIX	QTY/REEL	REEL SIZE	TUBE QTY
30KPAxx	-LF	n/a	n/a	n/a	n/a
30KPAxxA	-LF	n/a	n/a	n/a	n/a
30KPAxxCA	-LF	n/a	n/a	n/a	n/a

## NOTES

1. Marking on Part - logo, part number, date code and positive terminal marked with band (unidirectional only).

## MARKING DIAGRAM



**COMPANY INFORMATION****RTCA DO-160G COMPLIANT PRODUCT****COMPANY PROFILE**

In business more than 20 years, ProTek Devices™ is a privately held semiconductor company. The company offers a product line of overvoltage protection and overcurrent protection components. These include transient voltage suppressor array (TVS arrays) avalanche breakdown diode, steering diode TVS array and electronics SMD chip fuses. These components deliver circuit protection in electronic systems from numerous overvoltage and overcurrent events. They include lightning; electrostatic discharge (ESD); nuclear electromagnetic pulses (NEMP); inductive switching; and electromagnetic interference (EMI) / radio frequency interference (RFI). ProTek Devices also offers LED wafer die for ESD protection and related high frequency products.

**CONTACT US****Corporate Headquarters**

2929 South Fair Lane  
Tempe, Arizona 85282  
USA

**By Telephone**

General: 602-431-8101  
Sales: & Marketing: 602-414-5109  
Customer Service: 602-414-5114  
Product Technical Support: 602-414-5107

**By Fax**

General: 602-431-2288

**By E-mail:**

Asia Sales: [asiasales@protekdevices.com](mailto:asiasales@protekdevices.com)  
Europe Sales: [europesales@protekdevices.com](mailto:europesales@protekdevices.com)  
U.S. Sales: [ussales@protekdevices.com](mailto:ussales@protekdevices.com)  
Distributor Sales: [distysales@protekdevices.com](mailto:distysales@protekdevices.com)  
Customer Service: [service@protekdevices.com](mailto:service@protekdevices.com)  
Technical Support: [support@protekdevices.com](mailto:support@protekdevices.com)

**ProTek Devices (Asia Pacific) Pte. Ltd.**

8 Ubi Road 2, #06-19  
Zervex  
Singapore - 408538  
Tel: +65-67488312  
Fax: +65-67488313

**Web**

[www.protekdevices.com](http://www.protekdevices.com)

COPYRIGHT © ProTek Devices 2014 - This literature is subject to all applicable copyright laws and is not for resale in any manner.

SPECIFICATIONS: ProTek reserves the right to change the electrical and or mechanical characteristics described herein without notice.

DESIGN CHANGES: ProTek reserves the right to discontinue product lines without notice and that the final judgement concerning selection and specifications is the buyer's and that in furnishing engineering and technical assistance. ProTek assumes no responsibility with respect to the selection or specifications of such products. ProTek makes no warranty, representation or guarantee regarding the suitability of its products for any particular purpose, nor does ProTek assume any liability arising out of the application or use of any product or circuit and specifically disclaims any and all liability without limitation special, consequential or incidental damages.

LIFE SUPPORT POLICY: ProTek Devices products are not authorized for use in life support systems without written consent from the factory.