




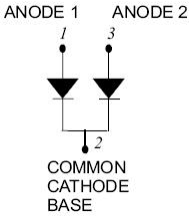
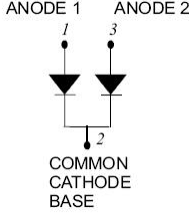
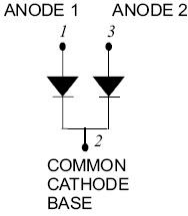
66CNQ200 SCHOTTKY RECTIFIER

Applications

- Switching power supply
- Converters
- Free-Wheeling diodes
- Reverse battery protection

Features

- 175°C T_J operation
- Center tap module
- Very Low forward voltage drop
- High purity, high temperature epoxy encapsulation for enhanced mechanical strength and moisture resistance
- High frequency operation
- Guard ring for enhanced ruggedness and long term reliability
- Low profile, high current package
- This is a Pb – Free Device
- All SMC parts are traceable to the wafer lot
- Additional electrical and life testing can be performed upon request

66CNQ200	66CNQ200SL	66CNQ200SM
		
		
PRM3	PRM3-SL	PRM3-SM

Maximum Ratings:

Characteristics	Symbol	Condition	Max.	Units
Peak Repetitive Reverse Voltage	V _{RRM}	-	200	V
Working Peak Reverse Voltage	V _{RWM}			
DC Blocking Voltage	V _R			
Average Rectified Forward Current	I _{F(AV)}	50% duty cycle @T _C = 155°C, rectangular wave form	30(Per Leg) 60(Per Device)	A
Peak One Cycle Non-Repetitive Surge Current(Per leg)	I _{FSM}	8.3 ms, half Sine pulse	708	A

Electrical Characteristics:

Characteristics	Symbol	Condition	Typ.	Max.	Units
Forward Voltage Drop (Per leg) *	V _{F1}	@ 30A, Pulse, T _J = 25 °C	0.80	0.92	V
	V _{F2}	@ 30A, Pulse, T _J = 125 °C	0.63	0.72	V
Reverse Current (Per leg) *	I _{R1}	@V _R = rated V _R , T _J = 25 °C	0.0002	1.5	mA
	I _{R2}	@V _R = rated V _R , T _J = 125 °C	0.28	21	mA
Junction Capacitance(Per leg)	C _T	@V _R = 5V, T _C = 25 °C f _{SIG} = 1MHz	750	900	pF
Voltage Rate of Change	dv/dt	-	-	10,000	V/μs

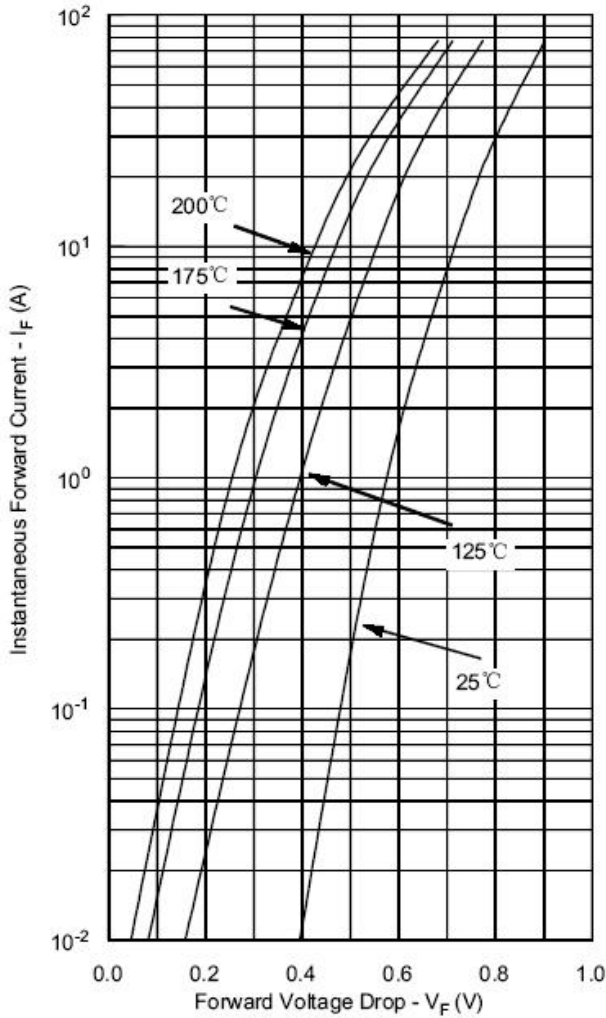
* Pulse width < 300 μs, duty cycle < 2%

Thermal-Mechanical Specifications:

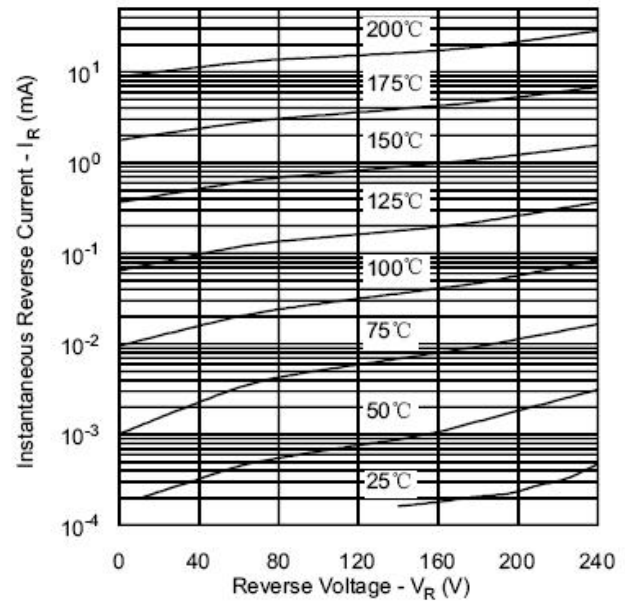
Characteristics	Symbol	Condition	Specification	Units
Junction Temperature	T _J	-	-55 to +150	°C
Storage Temperature	T _{stg}	-	-55 to +150	°C
Typical Thermal Resistance Junction to Case (per leg)	R _{θJC}	DC operation	0.85	°C/W
Typical Thermal Resistance Junction to Case (per package)	R _{θJC}	DC operation	0.42	°C/W
Typical Thermal Resistance, case to Heat Sink	R _{θcs}	Mounting surface, smooth and greased	0.30	°C/W
Mounting Torque	TM	-	40(min)	Kg-cm
			58(max)	
Approximate Weight	wt	-	7.8	g
Case Style	PRM3 PRM3-SL PRM3-SM			

Ratings and Characteristics Curves

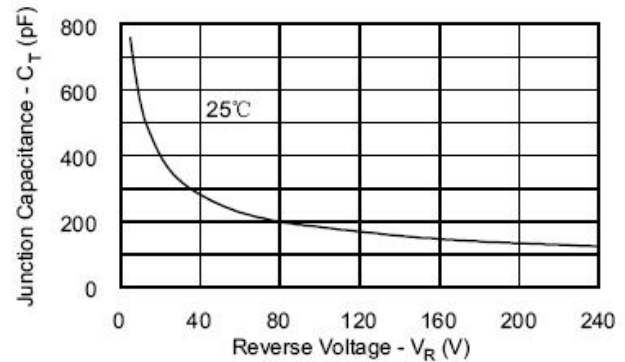
Typical Forward Characteristics



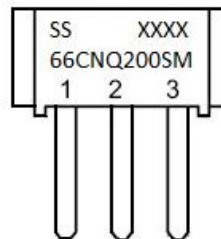
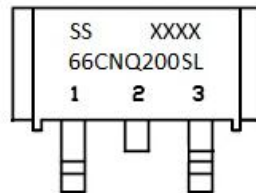
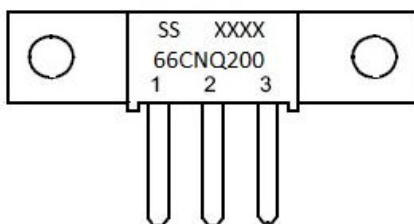
Typical Reverse Characteristics



Typical Junction Capacitance



Marking Diagram



Where XXXX is YYWW

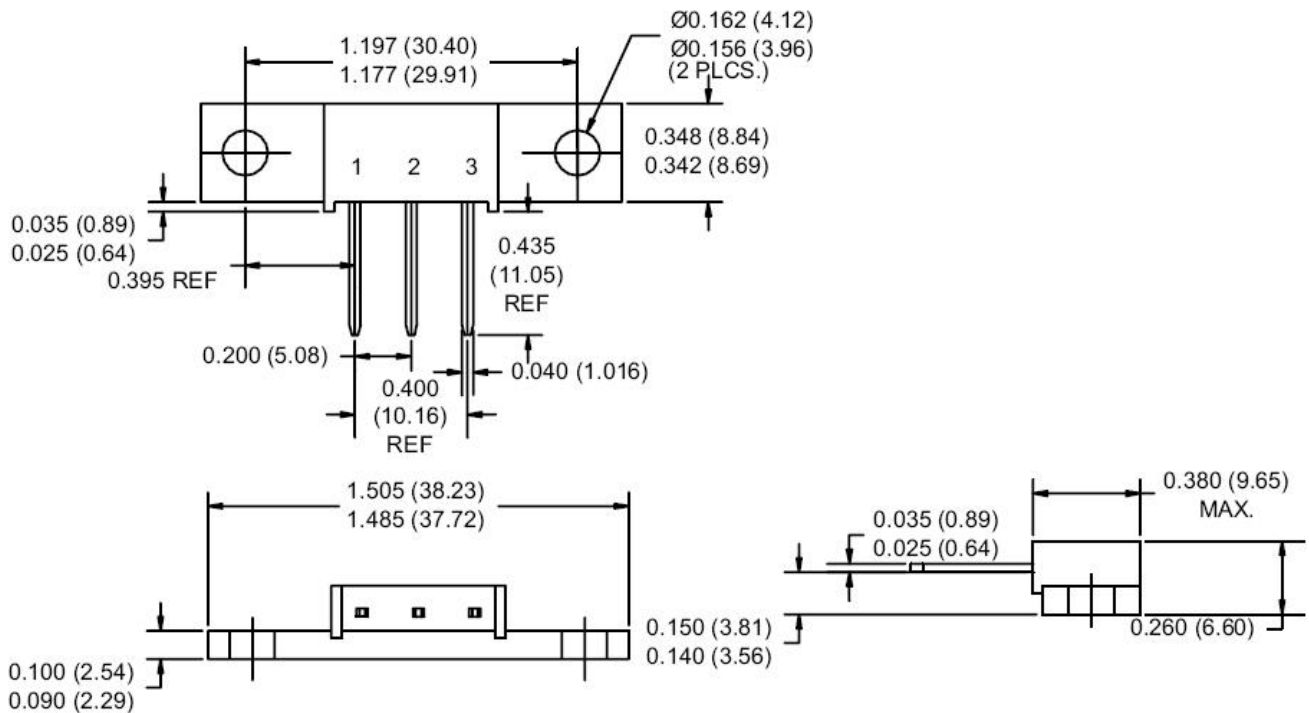
1st row SS YYWWL
2nd row 66CNQ200/SL/SM
3rd row 1 2 3 (pin)
SS = SS
YY = Year
WW = Week

Cautions: Molding resin
Epoxy resin UL:94V-0

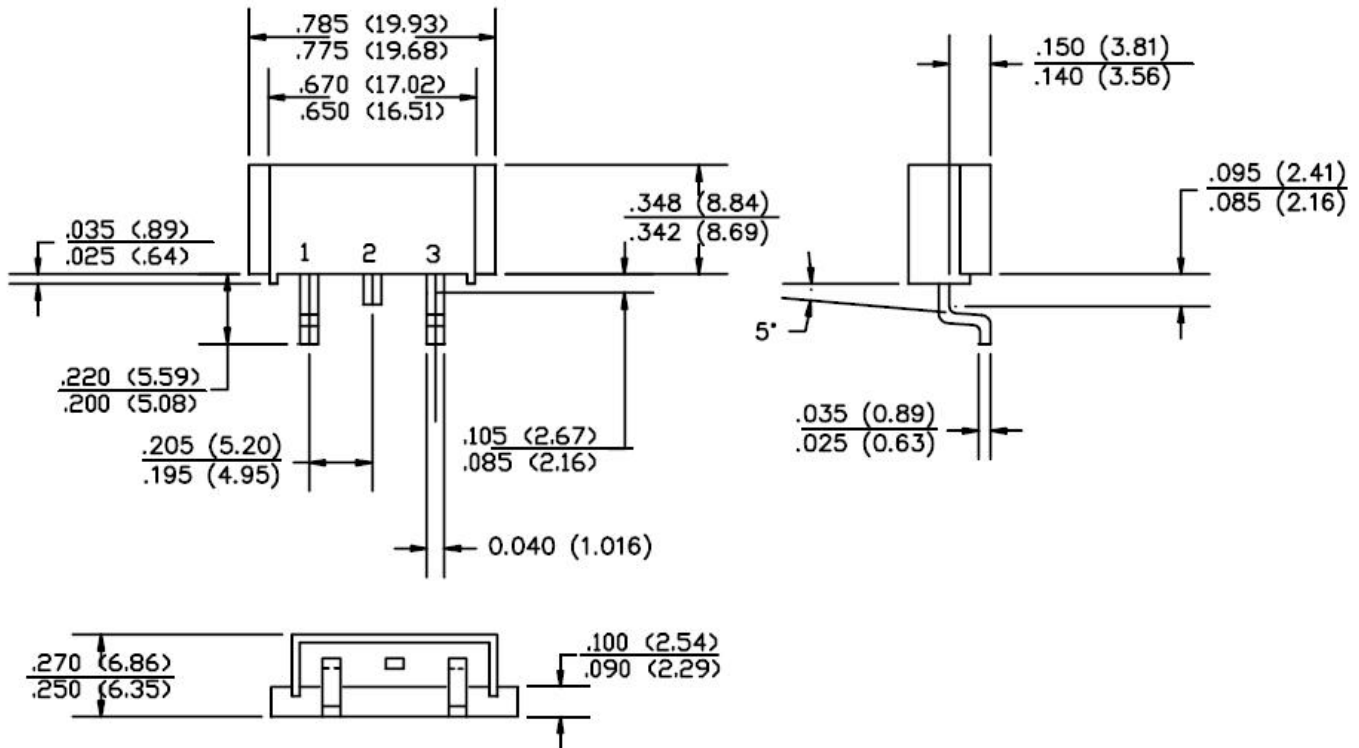
Ordering Information

Device	Package	Terminals finish	Shipping
66CNQ200	PRM3	Nickel plated	48pcs / box
66CNQ200S	PRM3	Pure Sn dipped (dipped height 6-8 mm)	48pcs / box
66CNQ200SL	PRM3-SL	Nickel plated	100pcs / box
66CNQ200SM	PRM3-SM	Nickel plated	48pcs / box

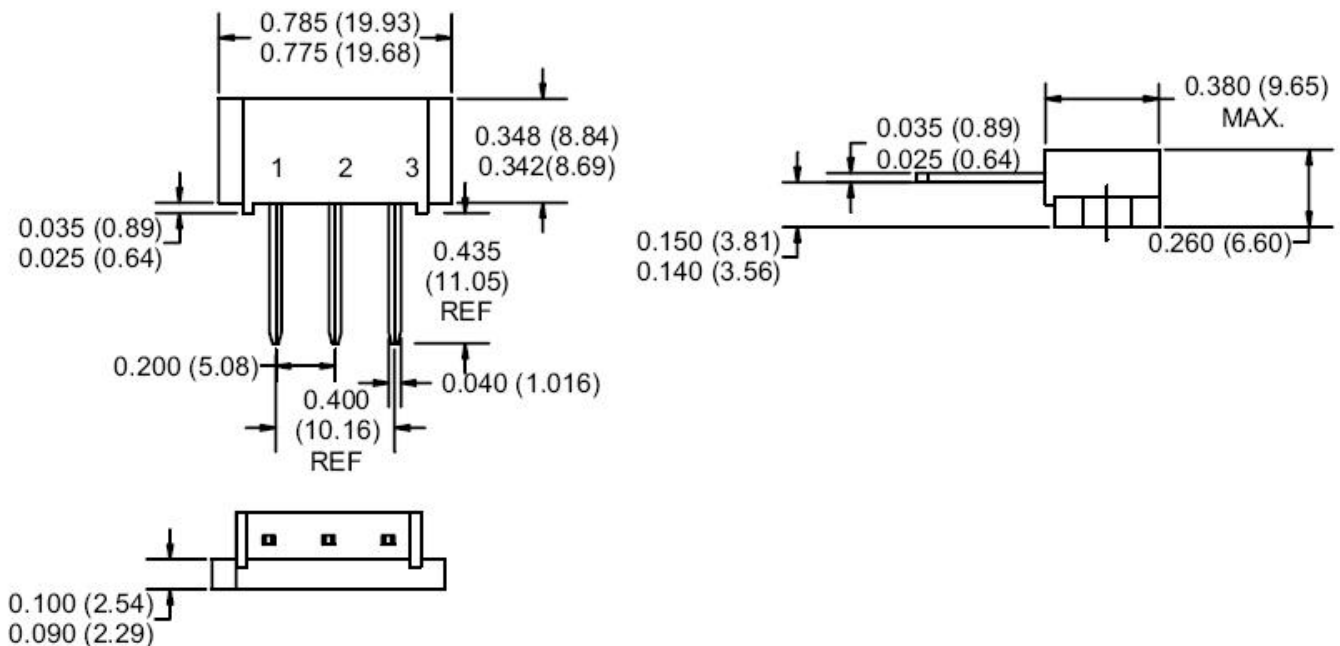
Mechanical Dimensions PRM3 (Inches/Millimeters)



Mechanical Dimensions PRM3-SL (Inches/Millimeters)



Mechanical Dimensions PRM3-SM (Inches/Millimeters)



DISCLAIMER:

1- The information given herein, including the specifications and dimensions, is subject to change without prior notice to improve product characteristics. Before ordering, purchasers are advised to contact the SMC - Sangdest Microelectronics (Nanjing) Co., Ltd sales department for the latest version of the datasheet(s).

2- In cases where extremely high reliability is required (such as use in nuclear power control, aerospace and aviation, traffic equipment, medical equipment, and safety equipment), safety should be ensured by using semiconductor devices that feature assured safety or by means of users' fail-safe precautions or other arrangement.

3- In no event shall SMC - Sangdest Microelectronics (Nanjing) Co., Ltd be liable for any damages that may result from an accident or any other cause during operation of the user's units according to the datasheet(s). SMC - Sangdest Microelectronics (Nanjing) Co., Ltd assumes no responsibility for any intellectual property claims or any other problems that may result from applications of information, products or circuits described in the datasheets.

4- In no event shall SMC - Sangdest Microelectronics (Nanjing) Co., Ltd be liable for any failure in a semiconductor device or any secondary damage resulting from use at a value exceeding the absolute maximum rating.

5- No license is granted by the datasheet(s) under any patents or other rights of any third party or SMC - Sangdest Microelectronics (Nanjing) Co., Ltd.

6- The datasheet(s) may not be reproduced or duplicated, in any form, in whole or part, without the expressed written permission of SMC - Sangdest Microelectronics (Nanjing) Co., Ltd.

7- The products (technologies) described in the datasheet(s) are not to be provided to any party whose purpose in their application will hinder maintenance of international peace and safety nor are they to be applied to that purpose by their direct purchasers or any third party. When exporting these products (technologies), the necessary procedures are to be taken in accordance with related laws and regulations..