www.eicsemi.com

LL4150

HIGH SPEED SWITCHING DIODE

MiniMELF (SOD-80C)

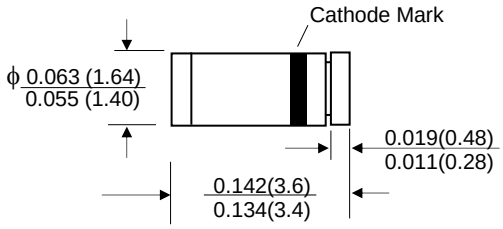

Mounting Pad Layout

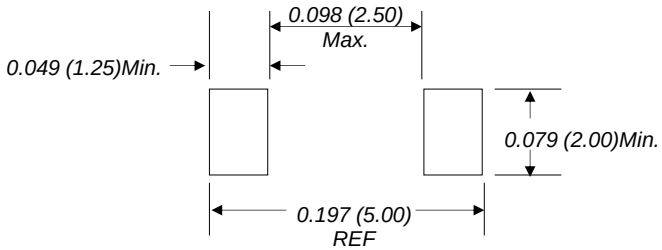

Dimensions in inches and (millimeters)

FEATURES :

- High switching speed: max. 4 ns
- Continuous reverse voltage:max. 50 V
- For general purpose switching applications
- Pb / RoHS Free

MECHANICAL DATA :

Case: MiniMELF Glass Case (SOD-80)
Weight: approx. 0.05g

Maximum Ratings and Thermal Characteristics (Rating at 25 °C ambient temperature unless otherwise specified.)

Parameter	Symbol	Value	Unit
Maximum Reverse Voltage	V_R	50	V
Forward Continuous Current	I_{FM}	300	mA
Maximum Average Forward Current	$I_{F(AV)}$	200	mA
Maximum Power Dissipation	P_D	500	mW
Maximum Junction Temperature	T_J	175	°C
Storage Temperature Range	T_S	-65 to + 175	°C

Electrical Characteristics (T_J = 25°C unless otherwise noted)

Parameter	Symbol	Test Condition	Min.	Typ.	Max.	Unit
Reverse Current	I_R	V_R = 50 V	-	-	0.1	µA
Forward Voltage	V_F	I_F = 200 mA	-	-	1.2	V
Reverse Recovery Time	Trr	I_F = 10 mA to 200 mA to I_R = 10 mA to 200 mA; R_L = 100 Ω ; measured at I_R = 0.1x I_F	-	-	4	ns

Rev. 03 : May 14, 2018

RATING AND CHARACTERISTIC CURVES (LL4150)

FIG. 1 MAXIMUM FORWARD CURRENT VERSUS AMBIENT TEMPERATURE

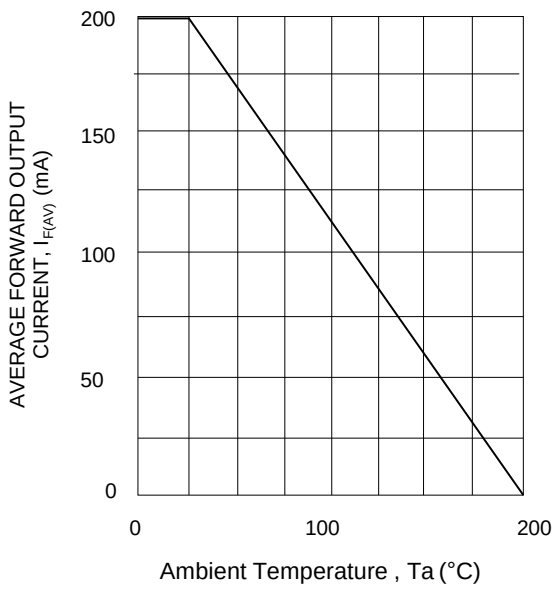

FIG. 2 TYPICAL FORWARD VOLTAGE

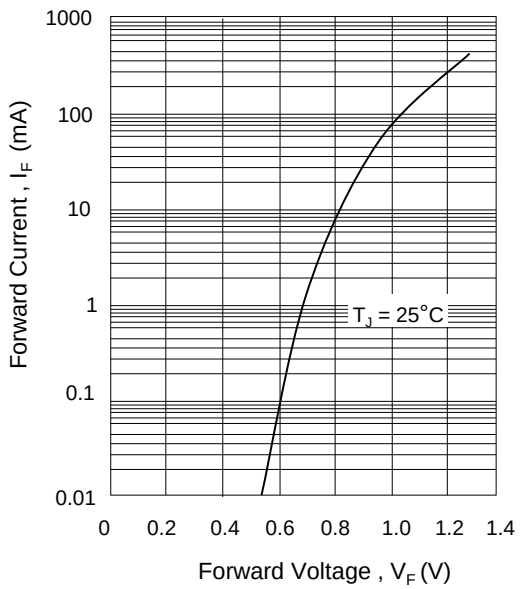
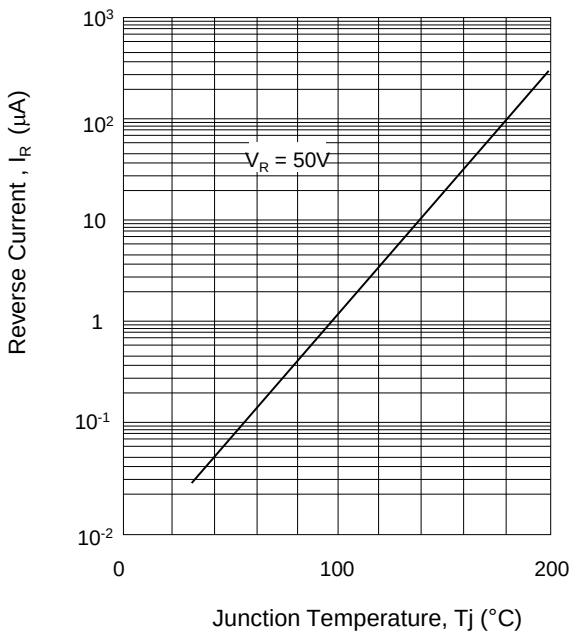
FIG. 3 TYPICAL REVERSE CURRENT VERSUS JUNCTION TEMPERATURE