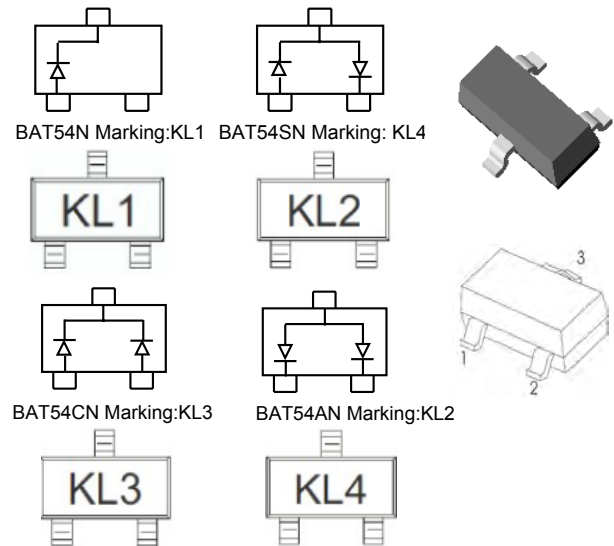


D`UghjW9 bWUdgi `UH`GW cth_m6 UffjYf`8]cXYg

PRIMARY CHARACTERISTICS	
P_D	200mV
V_{RRM}	30V
I_F	100mA
$V_F@I_F=1mA$	320mV
$T_J \text{ Max}$	125°C

SOT-23 PACKAGE



FEATURES

- ~~...~~
- ~~...~~
- ~~...~~
- Moisture Sensitivity Level 1

MECHANICAL DATA

- Case : Molded plastic,SOT-23
- Polarity : Shown above
- Terminals :Plated terminals, solderable per MIL-STD-750,Method 2026
- Epoxy : UL94-V0 rated flame retardant

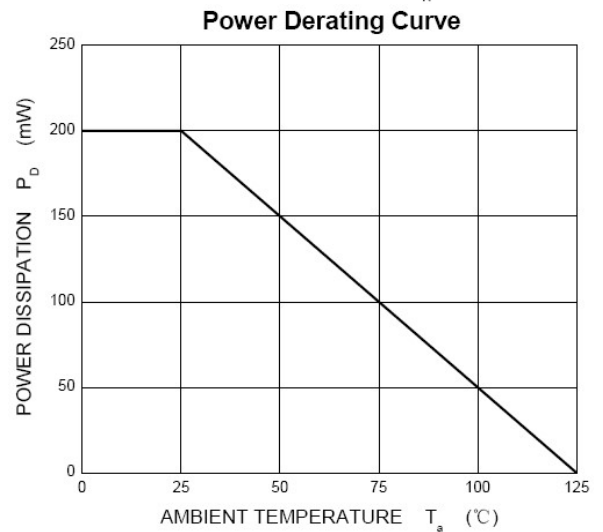
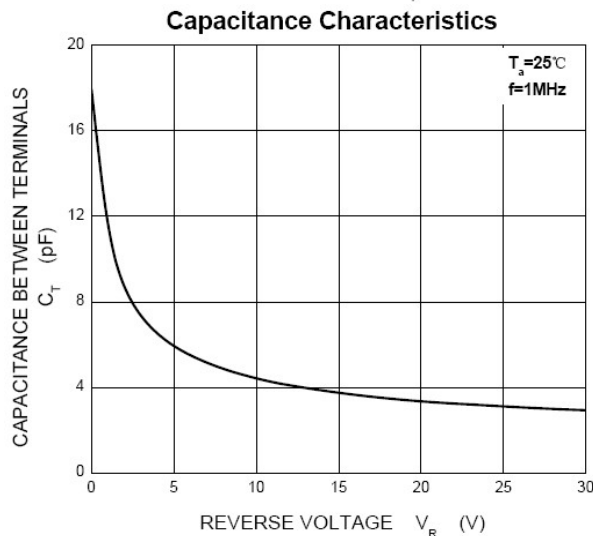
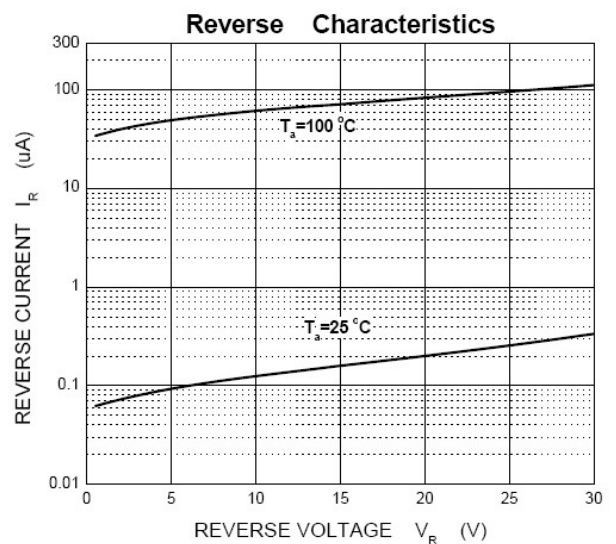
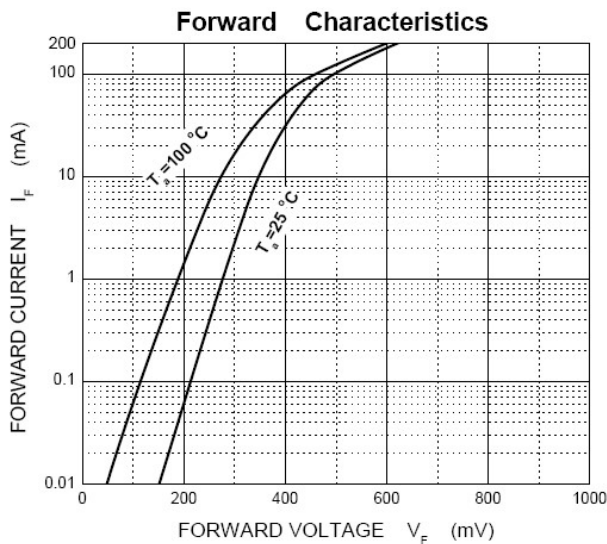
Maximum Ratings & Thermal Characteristics (Ratings at 25°C ambient temperature unless otherwise specified.)

Parameters	Symbol	Limit	Unit
Maximum repetitive peak reverse voltage	VRRM	30	V
Maximum RMS voltage	VRMS	21	V
Maximum DC blocking voltage	VDC	30	V
Maximum average forward rectified current	IFM	200	mA
Peak forward surge current 8.3 ms single half sine-wave	IFSM	600	mA
Typical thermal resistance	RθJA	500	°C/W
Power Dissipation	PD	200	mW
Junction Temperature	Tj	125	°C
Storage temperature range	TSTG	-50-+150	°C

Electrical Characteristics (Ratings at 25°C ambient temperature unless otherwise specified).

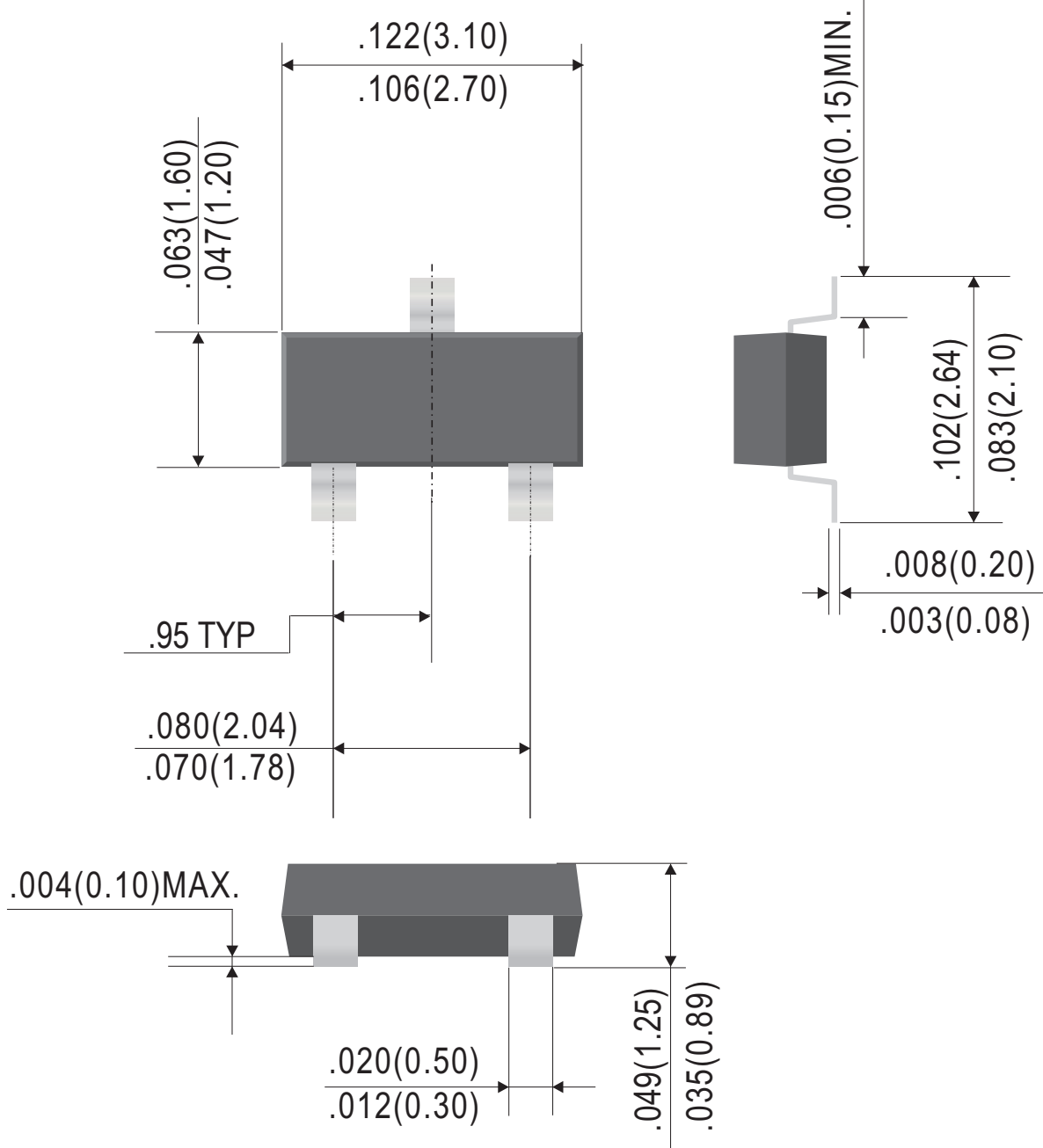
Parameters	Symbol	Test conditions	Min	Typ	Max	Unit
Maximum forward voltage	VF1	IF = 0.1mA			240	mV
	VF2	IF = 1.0mA			320	
	VF3	IF = 10mA			400	
	VF4	IF = 30mA			500	
	VF5	IF = 100mA			1000	
Maximum reverse breakdown voltage	VR	IR=100uA	30			V
Maximum reverse current	IR	VR=25V			2.0	uA
Type junction capacitance	Cj	VR = 1.0V, f = 1MHz			10	pF
Reverse Recovery time	trr	IF=IR=10mA Irr=0.1XIR, RL=100Ω			5	ns

Typical Characteristics



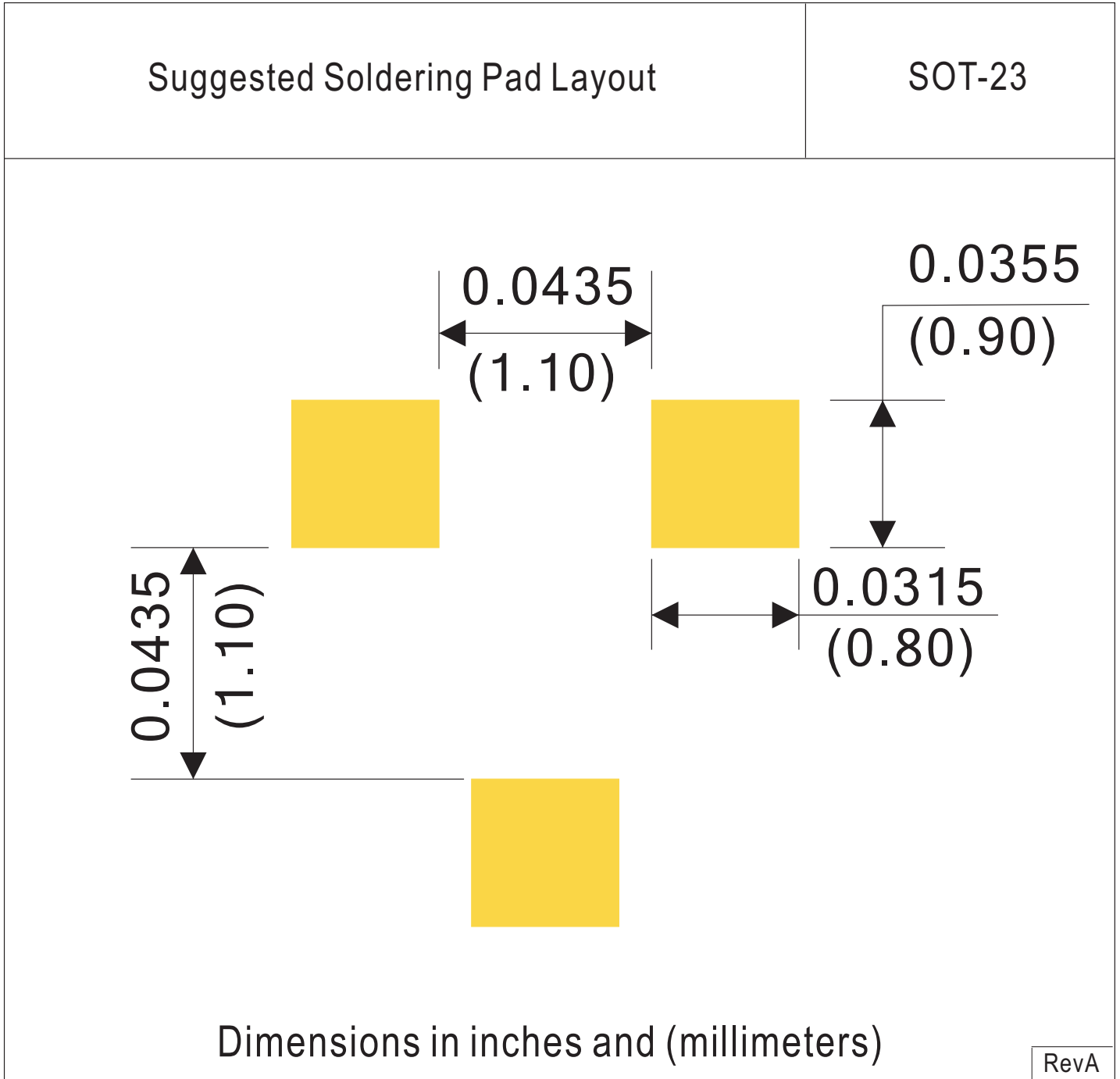
Outline Drawing

SOT-23



Dimensions in inches and (millimeters)

Rev.E



Ordering Information:

Device PN	Packing
Part Number -T ⁽¹⁾ G ⁽²⁾ -WS ⁽³⁾	Tape&Reel: 3 Kpcs/Reel

Note: (1) Packing code, Tape & Reel Packing

(2) RoHS product for packing code suffix "G" ; Halogen free product for packing code suffix "H"

(3) WS : Willas brand abbreviation, Label Type does not display

Disclaimer

WILLAS reserves the right to make changes without notice to any product specification herein, to make corrections, modifications, enhancements or other changes. WILLAS or anyone on its behalf assumes no responsibility or liability for any errors or inaccuracies. Data sheet specifications and its information contained are intended to provide a product description only. "Typical" parameters which may be included on WILLAS data sheets and/ or specifications can and do vary in different applications and actual performance may vary over time. WILLAS does not assume any liability arising out of the application or use of any product or circuit.

This is the preliminary specification. WILLAS products are not designed, intended or authorized for use in medical, life-saving implant or other applications intended for life-sustaining or other related applications where a failure or malfunction of component or circuitry may directly or indirectly cause injury or threaten a life without expressed written approval of WILLAS. Customers using or selling WILLAS components for use in such applications do so at their own risk and shall agree to fully indemnify WILLAS Inc and its subsidiaries harmless against all claims, damages and expenditures.