MMF600S060U

600V 600A FRED Module

July 2011 **PRELIMINARY** **RoHS Compliant**

PRODUCT FEATURES

- Ultrafast Reverse Recovery Time
- Soft Reverse Recovery Characteristics
- Low Reverse Recovery Loss
- Low Forward Voltage
- High Surge Current Capability
- Low Inductance Package

APPLICATIONS

- Inversion Welder
- Uninterruptible Power Supply (UPS)
- Plating Power Supply
- Ultrasonic Cleaner and Welder
- Converter & Chopper
- Power Factor Correction (PFC) Circuit

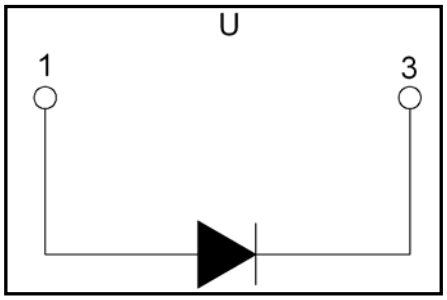

ABSOLUTE MAXIMUM RATINGS

T_C=25°C unless otherwise specified

Symbol	Parameter	Test Conditions	Values	Unit
V_R	Maximum D.C. Reverse Voltage		600	V
V_{RRM}	Maximum Repetitive Reverse Voltage		600	V
$I_{F(AV)}$	Average Forward Current	T_C=110°C	600	A
		T_C=120°C, 20KHz	400	A
$I_{F(RMS)}$	RMS Forward Current	T_C=110°C	840	A
I_{FSM}	Non-Repetitive Surge Forward Current	T_J=45°C, t=10ms, 50Hz, Sine	4800	A
		T_J=45°C, t=8.3ms, 60Hz, Sine	5100	A
I^2t	I^2t (For Fusing)	T_J=45°C, t=10ms, 50Hz, Sine	115200	A^2s
		T_J=45°C, t=8.3ms, 60Hz, Sine	130050	A^2s
P_D	Power Dissipation		1665	W
T_J	Junction Temperature		-40 to +150	°C
T_{STG}	Storage Temperature Range		-40 to +125	°C
V_{isol}	Insulation Test Voltage	AC, t=1min	3000	V
Torque	Module-to-Sink	Recommended（M6）	3～5	N·m
Torque	Module Electrodes	Recommended（M6）	3～5	N·m
$R_{\theta JC}$	Thermal Resistance	Junction-to-Case	0.075	°C /W
Weight			160	g

Add：#18, Hua Shan Zhong Lu, New District, Changzhou City, Jiangsu Province, P. R .of China

Tel.：+86-519-85163708 Fax：+86-519-85162291 Post Code：213022 Website：www.macmicst.com

ELECTRICAL CHARACTERISTICS

T_C=25°C unless otherwise specified

Symbol	Parameter	Test Conditions	Min.	Typ.	Max.	Unit
I_{RM}	Reverse Leakage Current	V_R=600V	--	--	2	mA
		V_R=600V, T_J=125°C	--	--	10	mA
V_F	Forward Voltage	I_F=600A	--	1.15	1.65	V
		I_F=600A, T_J=125°C	--	--	1.45	V
t_{rr}	Reverse Recovery Time	I_F=1A, V_R=30V, di_F/dt=-200A/μs	--	65	--	ns
t_{rr}	Reverse Recovery Time	V_R=300V, I_F=600A	--	175	--	ns
I_{RRM}	Max. Reverse Recovery Current	di_F/dt=-200A/μs, T_J=25°C	--	26	--	A
t_{rr}	Reverse Recovery Time	V_R=300V, I_F=600A	--	285	--	ns
I_{RRM}	Max. Reverse Recovery Current	di_F/dt=-200A/μs, T_J=125°C	--	45	--	A

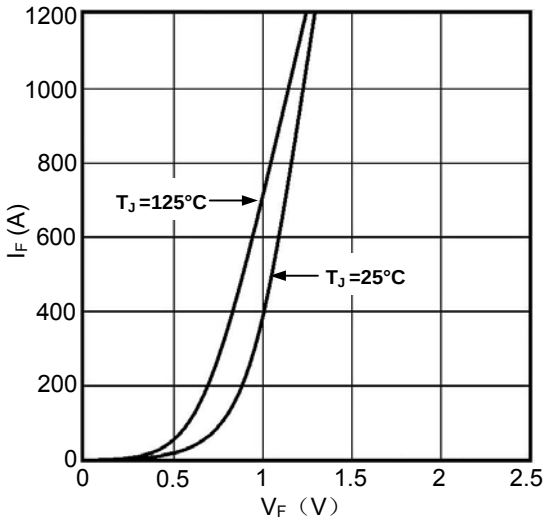

Figure1. Forward Voltage Drop vs Forward Current

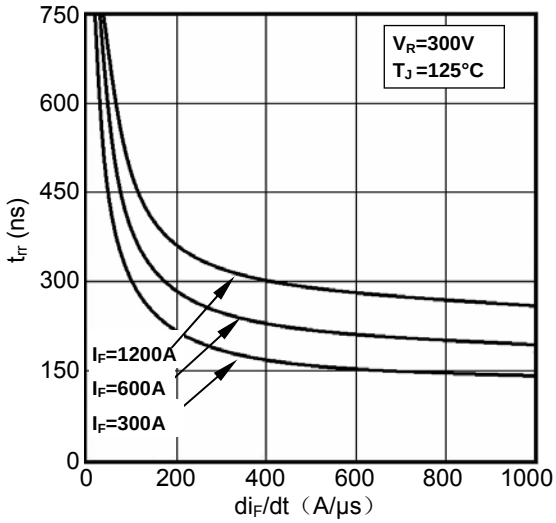

Figure2. Reverse Recovery Time vs di_F/dt

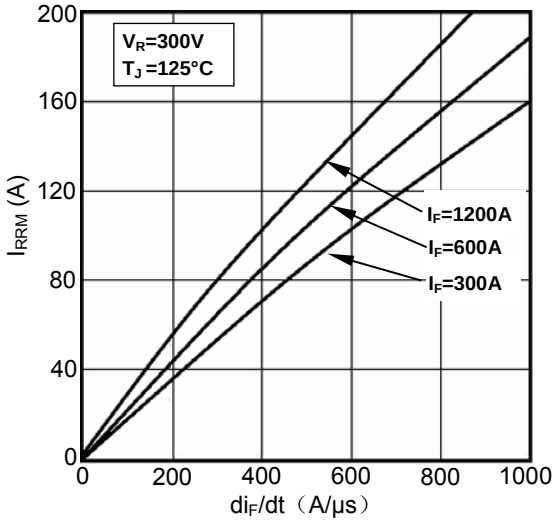

Figure3. Reverse Recovery Current vs di_F/dt

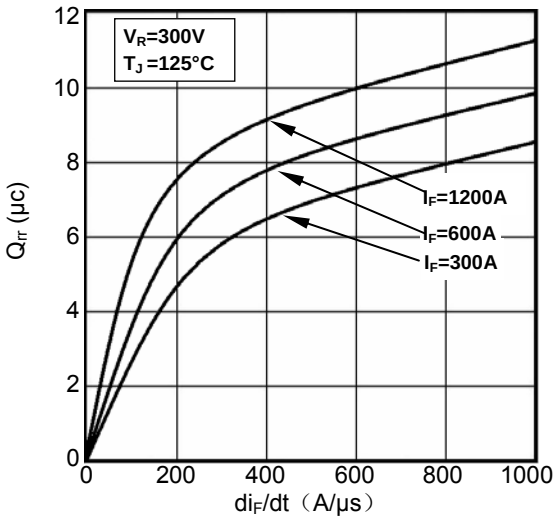

Figure4. Reverse Recovery Charge vs di_F/dt

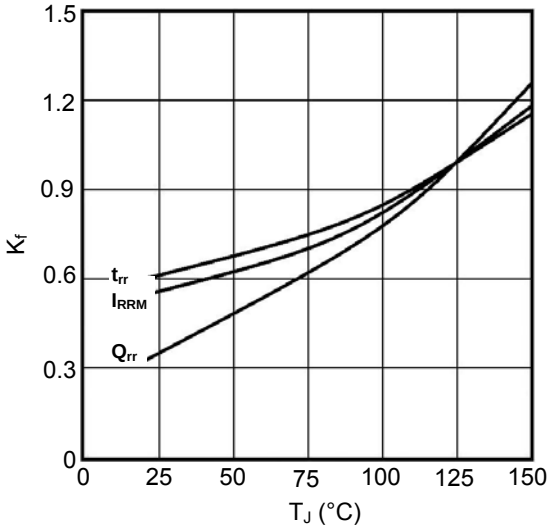

Figure5. Dynamic Parameters vs Junction Temperature

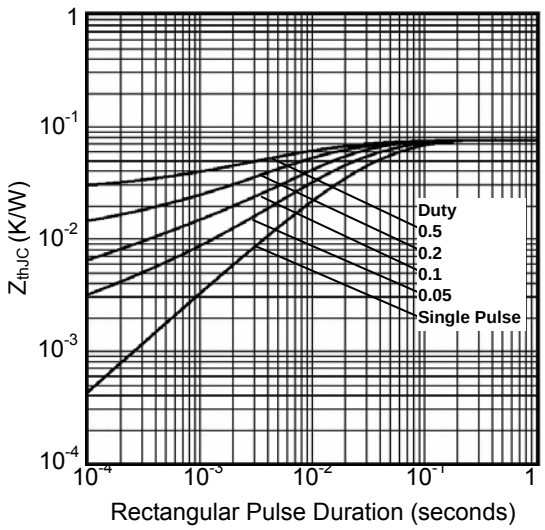

Figure6. Transient Thermal Impedance

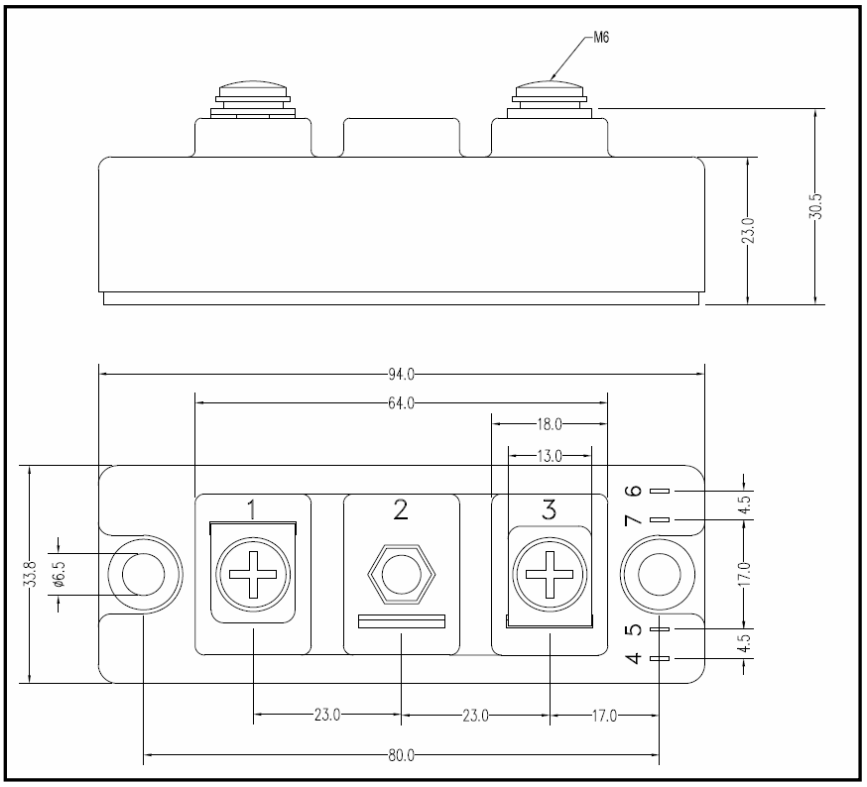

Dimensions (mm)

Figure7. Package Outline