


Varistors (MOV) Data Sheet

Features

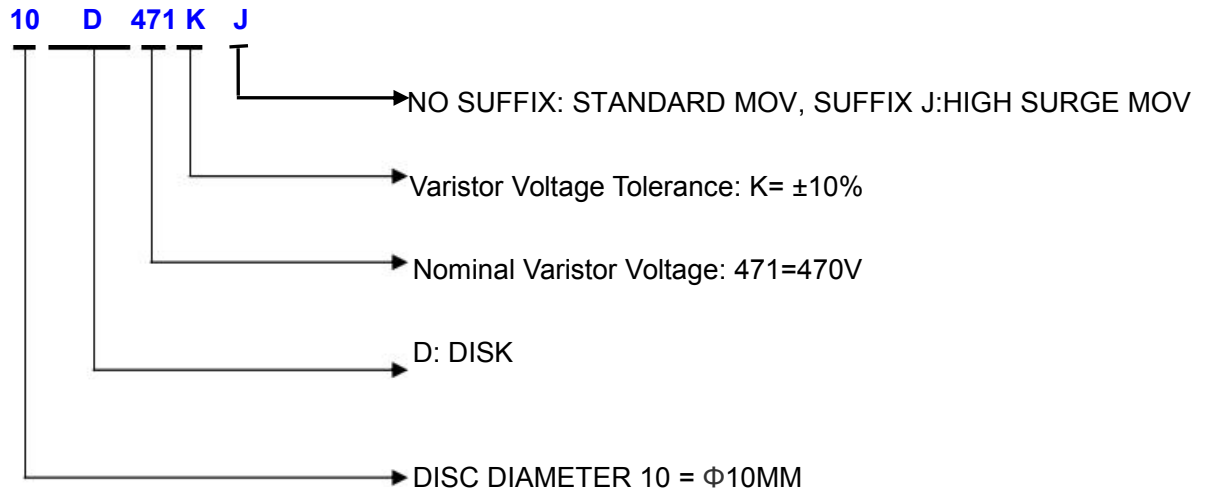
- Wide operating voltage (V1mA) range from 18V to 1100V
- Fast responding to transient over-voltage
- Large absorbing transient energy capability
- Low clamping ratio and no follow-on current
- Meets MSL level 1, per J-STD-020
- Operating Temperature: -40°C ~ +85°C
- Storage Temperature: -40°C ~ +125°C
- Safety certification:



Applications

- MOV varistors are widely used in:
- AC power supplies
- Industrial control systems
- Home appliances
- LED drivers
- Surge protection circuits

Description of Part Number



Delivery Time

Standard MOV	Delivery Time	High Surge MOV	Delivery Time
10D180K ~ 10D112K	15days	10D180KJ ~ 10D112KJ	15days

Electrical Characteristics

Part Number	Maximum Allowable Voltage		Varistor Voltage $V_{1mA}(V)$	Maximum Clamping Voltage	Max Surge Current 8/20 μ s	Maximum Energy (10/1000 μ s)	Typical Capacitance (Reference)	Safety Certification	
	$V_{AC}(V)$	$V_{DC}(V)$		$V_c(V)$ AT 25A	I_{max} Standard	(J) Standard	1KHz(pf)	UL / CUL	VDE
10D180K	11V	14V	18V(16V~20V)	38V	500A	2.8J	5600pF	√	√
10D220K	14V	18V	22V(20V~24V)	43V	500A	4.5J	4500pF	√	√
10D270K	17V	22V	27V(24V~30V)	53V	500A	6.0J	3700pF	√	√
10D330K	20V	26V	33V(30V~36V)	65V	500A	7.4J	3000pF	√	√
10D390K	25V	31V	39V(35V~43V)	77V	500A	9.1J	2400pF	√	√
10D470K	30V	38V	47V(42V~52V)	93V	500A	10.8J	2100pF	√	√
10D560K	35V	45V	56V(50V~62V)	110V	500A	12.9J	1800pF	√	√
10D680K	40V	56V	68V(61V~75V)	135V	500A	15.4J	1500pF	√	√
10D820K	50V	65V	82V(74V~90V)	135V	2500A	16.8J	1200pF	√	√
10D101K	60V	85V	100V(90V~110V)	165V	2500A	18.2J	1000pF	√	√
10D121K	75V	100V	120V(108V~132V)	200V	2500A	21.0J	830pF	√	√
10D151K	95V	125V	150V(135V~165V)	250V	2500A	25.2J	670pF	√	√
10D181K	115V	150V	180V(162V~198V)	300V	2500A	30.8J	560pF	√	√
10D201K	130V	170V	200V(180V~220V)	340V	2500A	42.0J	500pF	√	√
10D221K	140V	180V	220V(198V~242V)	360V	2500A	46.2J	450pF	√	√
10D241K	150V	200V	240V(216V~264V)	395V	2500A	50.4J	420pF	√	√
10D271K	175V	225V	270V(243V~297V)	455V	2500A	57.4J	370pF	√	√
10D301K	190V	250V	300V(270V~330V)	505V	2500A	63.0J	330pF	√	√
10D331K	210V	275V	330V(297V~363V)	550V	2500A	68.6J	300pF	√	√
10D361K	230V	300V	360V(324V~396V)	595V	2500A	74.2J	280pF	√	√
10D391K	250V	320V	390V(351V~429V)	650V	2500A	81.2J	260pF	√	√
10D431K	275V	350V	430V(387V~473V)	710V	2500A	88.2J	230pF	√	√
10D471K	300V	385V	470V(423V~517V)	775V	2500A	96.0J	210pF	√	√
10D511K	320V	415V	510V(459V~561V)	845V	2500A	98.0J	200pF	√	√
10D561K	350V	460V	560V(504V~616V)	920V	2500A	100J	180pF	√	√
10D621K	385V	505V	620V(558V~682V)	1025V	2500A	102J	160pF	√	√
10D681K	420V	560V	680V(612V~748V)	1120V	2500A	104J	150pF	√	√
10D751K	460V	615V	750V(675V~825V)	1240V	2500A	110J	130pF	√	√
10D781K	485V	640V	780V(702V~858V)	1290V	2500A	118J	130pF	√	√
10D821K	510V	670V	820V(738V~902V)	1355V	2500A	122J	120pF	√	√
10D911K	550V	745V	910V(819V~1001V)	1500V	2500A	128J	110pF	√	√
10D102K	625V	825V	1000V(900V~1100V)	1650V	2500A	131J	100pF	√	√
10D112K	680V	895V	1100V(990V~1210V)	1815V	2500A	133J	90pF	√	√

Electrical Characteristics

Part Number	Maximum Allowable Voltage		Varistor Voltage	Maximum Clamping Voltage	Max Surge Current 8/20 μ s	Maximum Energy (10/1000 μ s)	Typical Capacitance (Reference)	Safety Certification	
	V _{AC} (V)	V _{DC} (V)						V _{1mA} (V)	V _c (V) AT 25A
10D180KJ	11V	14V	18V(16V~20V)	38V	1000A	3.0J	5600pF	-	-
10D220KJ	14V	18V	22V(20V~24V)	43V	1000A	5.0J	4500pF	-	-
10D270KJ	17V	22V	27V(24V~30V)	53V	1000A	6.0J	3700pF	-	-
10D330KJ	20V	26V	33V(30V~36V)	65V	1000A	7.0J	3000pF	-	-
10D390KJ	25V	31V	39V(35V~43V)	77V	1000A	9.0J	2400pF	-	-
10D470KJ	30V	38V	47V(42V~52V)	93V	1000A	11.0J	2100pF	-	-
10D560KJ	35V	45V	56V(50V~62V)	110V	1000A	13.0J	1800pF	-	-
10D680KJ	40V	56V	68V(61V~75V)	135V	1000A	15.0J	1500pF	-	-
10D820KJ	50V	65V	82V(74V~90V)	135V	3500A	17.0J	1200pF	-	-
10D101KJ	60V	85V	100V(90V~110V)	165V	3500A	18.0J	1000pF	-	-
10D121KJ	75V	100V	120V(108V~132V)	200V	3500A	21.0J	830pF	-	-
10D151KJ	95V	125V	150V(135V~165V)	250V	3500A	25.0J	670pF	-	-
10D181KJ	115V	150V	180V(162V~198V)	300V	3500A	30.0J	560pF	-	-
10D201KJ	130V	170V	200V(180V~220V)	340V	3500A	35.0J	500pF	-	-
10D221KJ	140V	180V	220V(198V~242V)	360V	3500A	39.0J	450pF	-	-
10D241KJ	150V	200V	240V(216V~264V)	395V	3500A	42.0J	420pF	-	-
10D271KJ	175V	225V	270V(243V~297V)	455V	3500A	49.0J	370pF	-	-
10D301KJ	190V	250V	300V(270V~330V)	505V	3500A	54.0J	330pF	-	-
10D331KJ	210V	275V	330V(297V~363V)	550V	3500A	58.0J	300pF	-	-
10D361KJ	230V	300V	360V(324V~396V)	595V	3500A	65.0J	280pF	-	-
10D391KJ	250V	320V	390V(351V~429V)	650V	3500A	70.0J	260pF	-	-
10D431KJ	275V	350V	430V(387V~473V)	710V	3500A	80.0J	230pF	-	-
10D471KJ	300V	385V	470V(423V~517V)	775V	3500A	85.0J	210pF	√	-
10D511KJ	320V	415V	510V(459V~561V)	845V	3500A	90.0J	200pF	√	-
10D561KJ	350V	460V	560V(504V~616V)	920V	3500A	92.0J	180pF	√	-
10D621KJ	385V	505V	620V(558V~682V)	1025V	3500A	95.0J	160pF	√	-
10D681KJ	420V	560V	680V(612V~748V)	1120V	3500A	98.0J	150pF	√	-
10D751KJ	460V	615V	750V(675V~825V)	1240V	3500A	100.0J	130pF	-	-
10D781KJ	485V	640V	780V(702V~858V)	1290V	3500A	105.0J	130pF	-	-
10D821KJ	510V	670V	820V(738V~902V)	1355V	3500A	110.0J	120pF	-	-
10D911KJ	550V	745V	910V(819V~1001V)	1500V	3500A	130.0J	110pF	-	-
10D102KJ	625V	825V	1000V(900V~1100V)	1650V	3500A	140.0J	100pF	-	-
10D112KJ	680V	895V	1100V(990V~1210V)	1815V	3500A	155.0J	90pF	-	-

Dimension(mm)

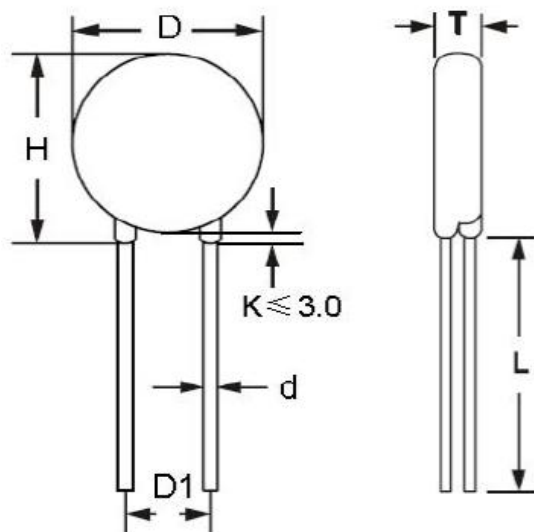


TABLE1

TABLE2

Symbol	Dimensions	Part number	T(±1.0mm)	Part number	T(±1.0mm)
H(Max)	16.5mm	10D180K	2.5mm	10D301K	3.4mm
L(Min)	22.0mm	10D220K	2.6mm	10D331K	3.7mm
D(Max)	12.5mm	10D270K	2.7mm	10D361K	3.9mm
D1(±0.8)	7.5mm	10D330K	2.9mm	10D391K	4.4mm
T	TABLE2	10D390K	3.2mm	10D431K	4.4mm
d(±0.05)	0.8mm	10D470K	3.3mm	10D471K	4.6mm
		10D560K	3.4mm	10D511K	4.7mm
		10D680K	3.5mm	10D561K	4.9mm
		10D820K	2.6mm	10D621K	5.2mm
		10D101K	2.8mm	10D681K	5.5mm
		10D121K	3.0mm	10D751K	5.9mm
		10D151K	3.3mm	10D781K	6.0mm
		10D181K	2.7mm	10D821K	6.2mm
		10D201K	2.9mm	10D911K	6.7mm
		10D221K	3.0mm	10D102K	7.2mm
		10D241K	3.1mm	10D112K	7.8mm
		10D271K	3.3mm	-	-

Packing Information

Part Number	Quantity	Packaging Option	Packaging Specification
10DxxxK	500PCS	Plastic bag	Bulk Pack

Packaging Options

1: Bulk Packaging

Loose packaging in bags and cartons. Suitable for manual assembly and small to medium production volumes.



2: Ammo Packaging(Tape in Box)

Taped packaging in folded (zigzag) form. Designed for automatic insertion (AI) machines and efficient handling.



3: Reel Packaging(Tape & Reel)

Continuous tape packed on reels. Ideal for high-speed automated production and large-scale manufacturing.



Packaging type can be selected based on customer requirements. Custom packaging options are available upon request.

ShenZhen HuaXingAn Electronics Co., Ltd.

www.huaandz.com

sales@huaandz.com

Varistors MOV Datasheet

Specifications subject to change without notice

MOV Varistor Selection Guide for AC Power Applications

1: Voltage Selection Principle

AC peak voltage calculation: $V_{peak} = \sqrt{2} \times V_{RMS}$

Recommended design margin: $MCOV \geq 1.25 \times V_{RMS}$

2: Key Electrical Relationships

Varistor Voltage (V_{1mA}): $\approx (1.6 - 1.8) \times V_{RMS}$

Clamping Voltage (V_c): $\approx 2.5 \times V_{1mA}$

3: Quick Selection Guide

AC System Voltage Typical Application Recommended MOV Model

110VAC Power supply / Consumer electronics 10D241K

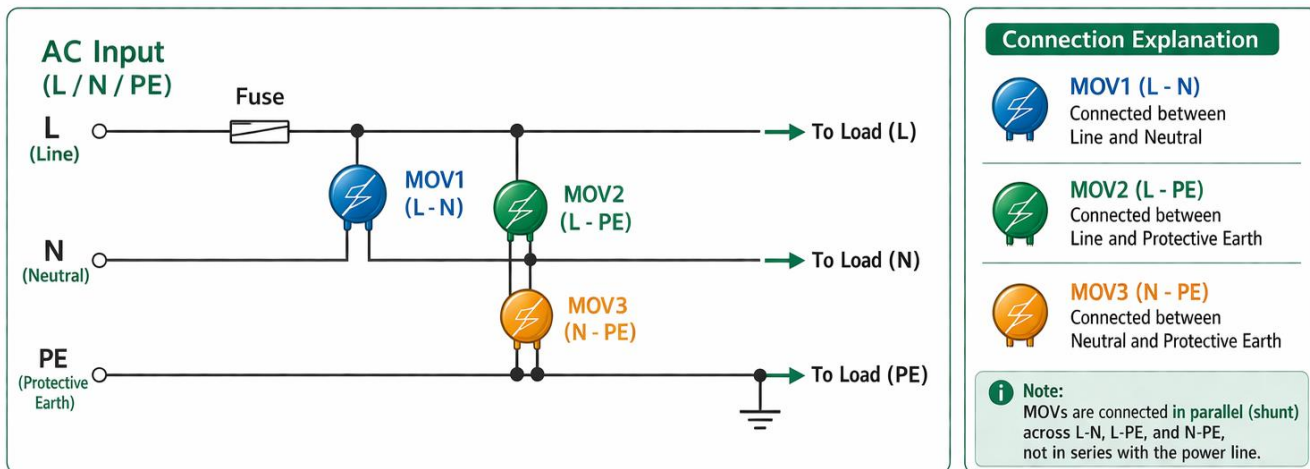
220VAC Industrial equipment / Home appliances 10D471K

277VAC Lighting / Industrial systems 10D561K

3: 10D Series Recommended Models Quick

AC System Voltage Recommended Models (10D Series)

MOV Surge Protection Circuit



Quick Selection Guide



AC System Voltage	Recommended Models (10D Series)
110VAC	10D221K, 10D241K, 10D271K
120VAC	10D241K, 10D271K, 10D301K
220VAC	10D431K, 10D471K, 10D511K
230VAC	10D471K, 10D511K, 10D561K
240VAC	10D511K, 10D561K, 10D621K
277VAC	10D561K, 10D621K, 10D681K
380VAC	10D681K, 10D751K, 10D781K
400VAC	10D751K, 10D781K, 10D821K

Note: The above models are recommended based on typical AC system voltage conditions. Final selection should consider surge environment, safety margin, and specific application requirements.

HuaXingAn

www.huaandz.com

Note: The above models are recommended based on typical AC system voltage conditions. Final selection should consider surge environment, safety margin, and specific application requirements.

ShenZhen HuaXingAn Electronics Co., Ltd.

www.huaandz.com

sales@huaandz.com

Varistors MOV Datasheet

Specifications subject to change without notice

Notice for Use

To ensure safe and reliable operation of MOV varistors, please follow the guidelines below:

1: Overcurrent Protection

When excessive current or voltage occurs, the varistor may overheat, smoke, or fail. It is recommended to install a fuse or circuit breaker in series with the power line.

Recommended fuse rating (for reference):

05D: 1–2A

07D: 2–3A

10D: 3–5A

14D: 3–10A

20D: 5–15A

2: Electrical Limits

Do not exceed the specified maximum voltage, current, or energy ratings of the varistor.

3: Thermal Consideration

MOV varistors can only dissipate limited heat energy.

They are not suitable for applications with frequent high-energy surges or continuous overload conditions.

4: Installation Safety

Do not place flammable materials near the varistor.

Ensure proper spacing and ventilation in circuit design.

5: Soldering

Avoid excessive heat during soldering to prevent damage to the coating and internal structure.

6: Application Responsibility

Customers are responsible for verifying the suitability of the product for their specific applications.

All MOV varistors are compliant with RoHS and REACH requirements.

Products are designed and tested in accordance with IEC 61051 standards.

UL recognized types are available upon request.