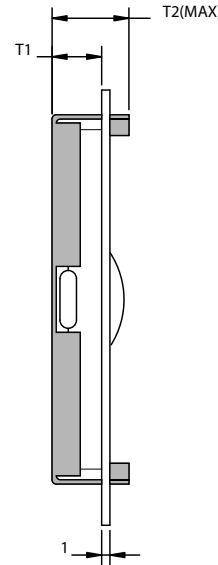
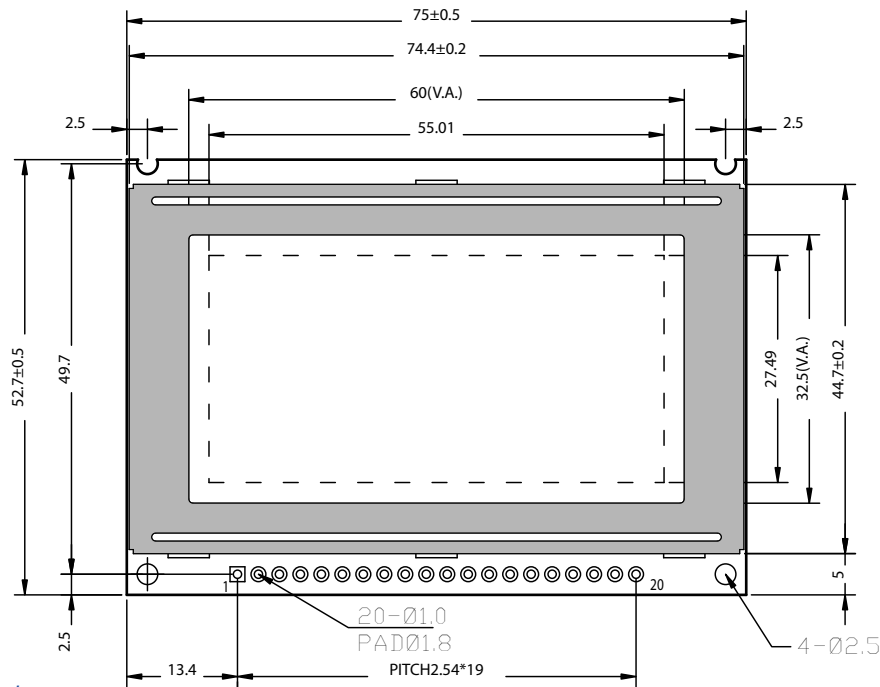
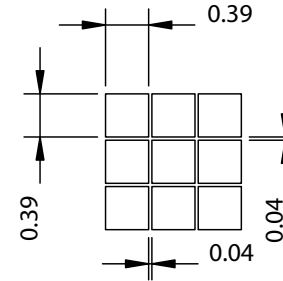


LGM12864H



DOTS DETAIL



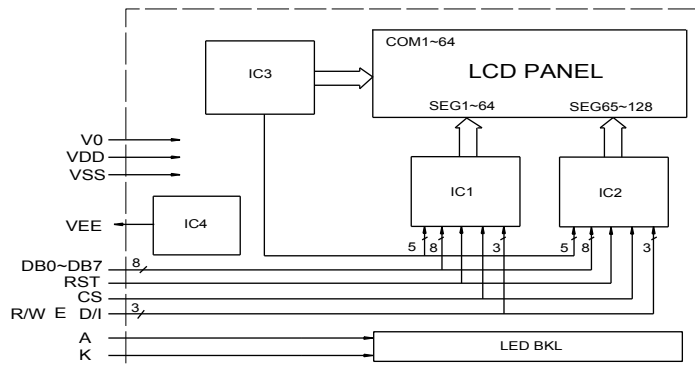
Pin connections

PIN NO	Symbol
1	VSS
2	VDD
3	V0
4	DB0
5	DB1
6	DB2
7	DB3
8	DB4
9	DB5
10	DB6
11	DB7
12	CS2
13	CS1
14	RES
15	R/W
16	D/I
17	E
18	VEE
19	A
20	K

Feature

- 128x64dots display
- Built-in controller (S6B0108)
- +5V power supply
- 1/64 duty cycle; 1/9 bias;
- STN or FSTN mode
- With LED backlight or EL backlight

Block diagram:



Mechanical thickness

LCD module thickness	T1	T2	UNIT
Without or EL backlight	5.4	9.0	mm
With edge LED backlight	6.2	10.0	mm
With LED bottom backlight	8.8	12.5	mm

Mechanical data

Item	Standard	Unit
Module dimension	75.0x52.7	mm
Viewing area	60.0x32.5	mm
Dot size	0.39x0.39	mm
Dot pitch	0.43x0.43	mm

Absolute Maximum Rating

Item	Symbol	Standard			Unit
		Min	Typ	Max	
Input voltage	VI	-0.3	-----	5.5	V
Power supply	VDD-VSS	-0.3	-----	VDD	

Electronical characteristics

Item	Symbol	Condition	Standard			Unit
			Min	Typ	Max	
Input voltage	VDD	+5V	4.7	5.0	5.5	V
		+3.3V	---	---	---	V
Supply current	IDD	VDD=5V	-----	7.2	8	mA
Recommended LCD driving voltage for normal temp version module	VDD-V0	-20°C	---	---	---	V
		0 °C	---	9.8	---	
		25°C	---	9.5	---	
		50°C	---	9.3	---	
		70°C	---	---	---	
LED forward voltage	VF	25°C	-----	4.2	5.0	V
LED forward current	IF	25°C	-----	280	-----	mA
EL power supply current	IEL	VEL=110V AC 400Hz	-----	---	---	mA