

< High-power GaAs FET (small signal gain stage) >

MGF0953P

L & S BAND / 0.6W

SMD / Plastic Mold non - matched

DESCRIPTION

The MGF0953P GaAs FET with an N-channel schottky Gate, is designed for use L/S band amplifiers.

FEATURES

- High output power
Po=28.0dBm(TYP.) @f=2.15GHz,Pin=10dBm
- High power gain
Gp=16.5dB(TYP.) @f=2.15GHz
- High power added efficiency
ηadd=40%(TYP.) @f=2.15GHz,Pin=10dBm
- Plastic Mold Lead – less Package

APPLICATION

- For L/S Band power amplifiers

QUALITY

- GG

RECOMMENDED BIAS CONDITIONS

- Vds=10V • Ids=0.15A • Rg=1000Ω

Delivery Tape & Reel(1.5K)

Absolute maximum ratings (Ta=25°C)

Symbol	Parameter	Ratings	Unit
VGSO	Gate to source breakdown voltage	-15	V
VGDO	Gate to drain breakdown voltage	-15	V
ID	Drain current	0.4	A
IGR	Reverse gate current	-1.25	mA
IGF	Forward gate current	5	mA
PT	Total power dissipation	6.25	W
Tch	Channel temperature	150	°C
Tstg	Storage temperature	-40 to +150	°C

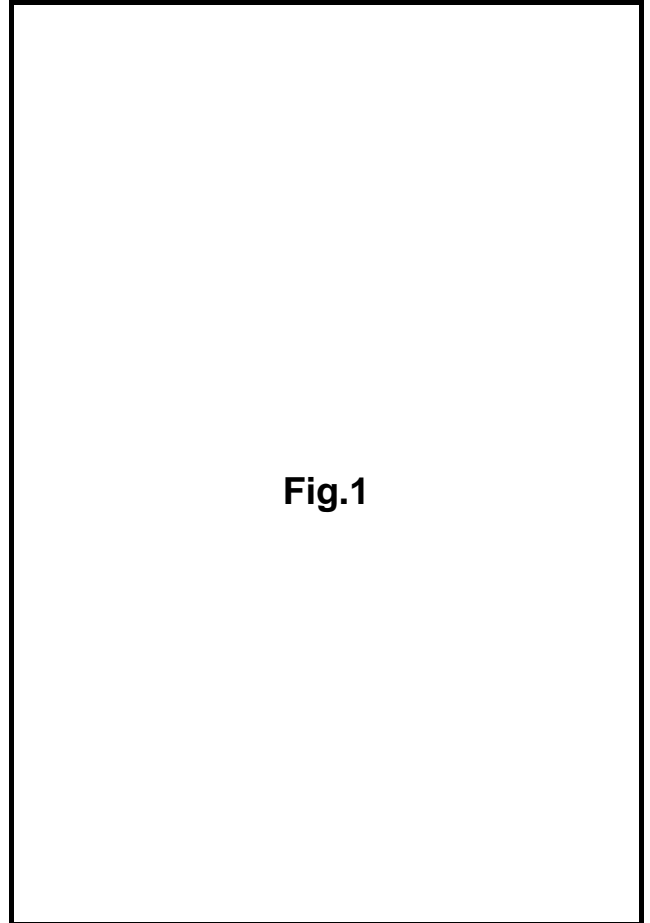


Fig.1

Electrical characteristics (Ta=25°C)

Symbol	Parameter	Test conditions	Limits			Unit
			Min.	Typ.	Max.	
VGS(off)	Gate to source cut-off voltage	VDS=3V, ID=0.1mA	-2	-	-5	V
Po *1	Output power	VDS=10V, ID=0.15A, f=2.15GHz	26	28	-	dBm
ηadd *1	Power added Efficiency	*1:Pin=10dBm, *2:Pin=0dB	-	40	-	%
GLP *2	Linear Power Gain		16.5	18	-	dB
Rth(ch-c)	Thermal Resistance *3	ΔVf Method	-	14	20	°C/W

*3:Channel to case

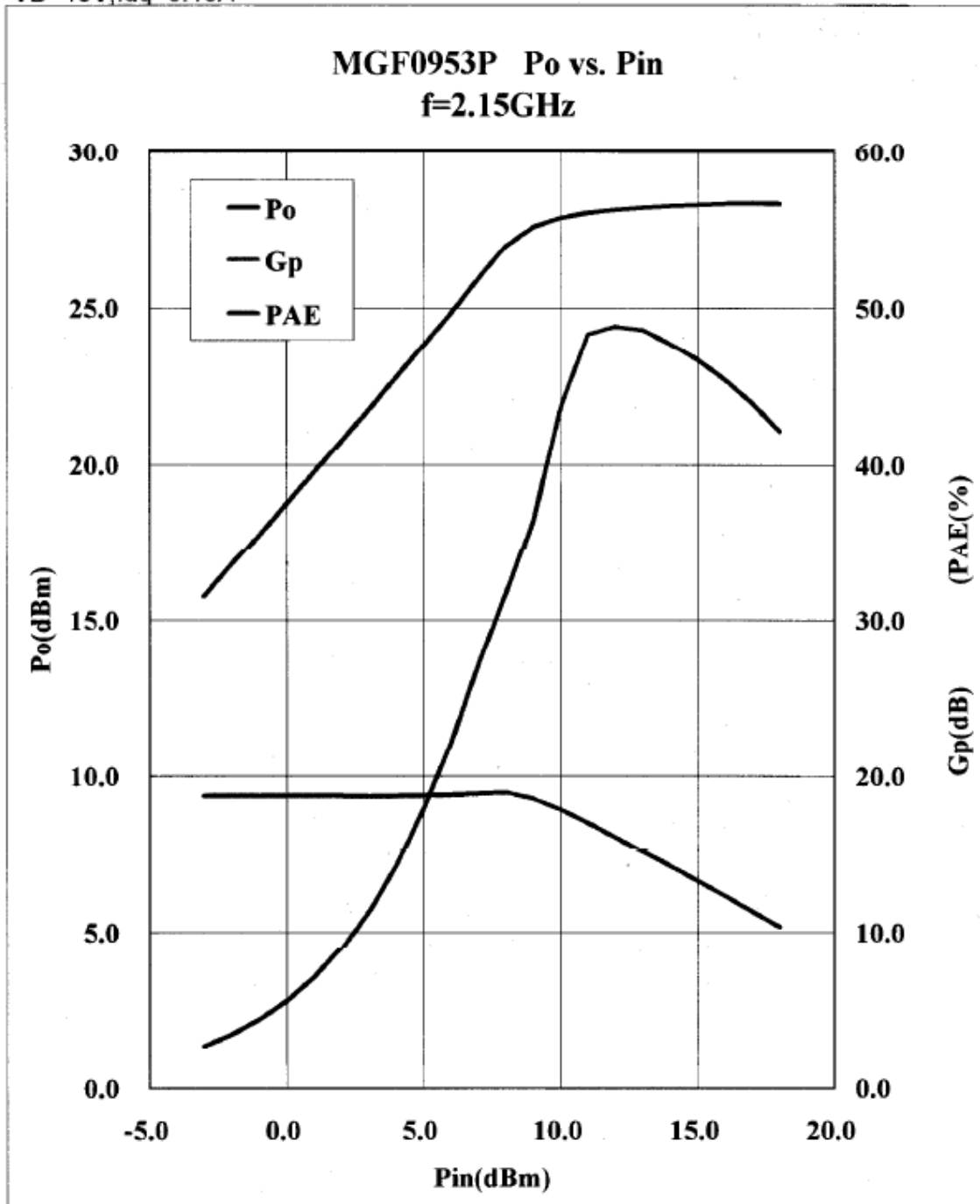
MGF0953P

L & S BAND / 0.6W

SMD / Plastic Mold non - matched

MGF09153P TYPICAL CHARACTERISTICS

$V_D=10V, I_{dQ}=0.15A$



< High-power GaAs FET (small signal gain stage) >

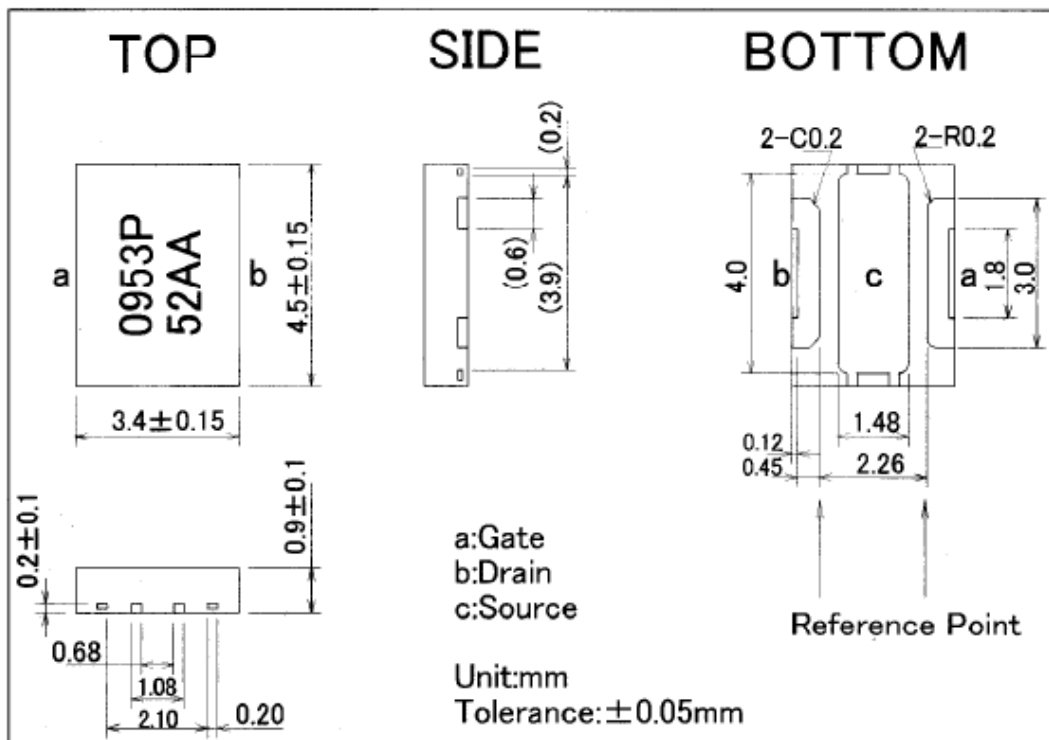
MGF0953P

L & S BAND / 0.6W

SMD / Plastic Mold non - matched

MGF0953P S PARAMETERS (Ta=25°C, VD=10V, ID=0.15A, Reference Plane see Fig.1)

freq (GHz)	S11		S21		S12		S22		K	MSG/MAG (dB)
	(mag)	(ang)	(mag)	(ang)	(mag)	(ang)	(mag)	(ang)		
0.60	0.966	-52.1	6.046	143.4	0.031	55.5	0.266	-61.3	0.09	22.8
0.80	0.941	-66.3	5.525	133.3	0.038	47.3	0.290	-73.4	0.15	21.6
1.00	0.931	-77.5	5.068	124.9	0.043	40.5	0.314	-82.8	0.14	20.7
1.20	0.923	-87.8	4.650	117.3	0.047	33.7	0.331	-88.9	0.16	20.0
1.40	0.943	-95.7	4.306	111.1	0.051	28.6	0.350	-93.6	0.05	19.3
1.60	0.934	-103.0	4.031	104.4	0.052	22.6	0.377	-97.3	0.07	18.9
1.80	0.939	-110.0	3.751	98.1	0.055	17.7	0.393	-101.3	0.04	18.3
2.00	0.917	-115.3	3.446	93.4	0.056	13.6	0.404	-103.9	0.13	17.9
2.20	0.903	-120.1	3.221	89.3	0.057	10.3	0.413	-104.6	0.20	17.5
2.40	0.905	-127.8	2.952	83.3	0.056	5.7	0.417	-110.0	0.22	17.2
2.60	0.900	-131.8	2.816	79.3	0.058	2.8	0.435	-111.7	0.23	16.9
2.80	0.897	-135.3	2.666	75.7	0.059	-1.0	0.449	-113.1	0.25	16.6
3.00	0.882	-138.0	2.521	71.5	0.059	-4.4	0.460	-116.3	0.35	16.3
3.20	0.875	-141.2	2.424	67.6	0.059	-7.4	0.479	-117.9	0.38	16.1
3.40	0.871	-143.6	2.316	64.0	0.059	-10.4	0.493	-120.1	0.42	15.9
3.60	0.860	-147.2	2.221	60.0	0.060	-13.7	0.512	-122.6	0.47	15.7
3.80	0.857	-150.2	2.120	56.5	0.059	-17.6	0.518	-124.9	0.52	15.5
4.00	0.852	-152.5	2.031	53.3	0.059	-20.2	0.528	-127.1	0.57	15.3
4.20	0.856	-155.1	1.965	49.5	0.059	-23.4	0.547	-128.6	0.57	15.2
4.40	0.857	-157.3	1.896	46.3	0.060	-24.6	0.560	-130.2	0.57	15.1
4.60	0.851	-159.5	1.840	43.1	0.059	-26.8	0.574	-132.0	0.60	14.9
4.80	0.851	-161.5	1.793	40.0	0.060	-28.2	0.589	-132.9	0.60	14.7
5.00	0.843	-163.4	1.750	37.1	0.061	-30.1	0.598	-133.6	0.64	14.6



Keep safety first in your circuit designs!

Mitsubishi Electric Corporation puts the maximum effort into making semiconductor products better and more reliable, but there is always the possibility that trouble may occur with them. Trouble with semiconductors may lead to personal injury, fire or property damage. Remember to give due consideration to safety when making your circuit designs, with appropriate measures such as (i) placement of substitutive, auxiliary circuits, (ii) use of non-flammable material or (iii) prevention against any malfunction or mishap.

Notes regarding these materials

- These materials are intended as a reference to assist our customers in the selection of the Mitsubishi semiconductor product best suited to the customer's application; they do not convey any license under any intellectual property rights, or any other rights, belonging to Mitsubishi Electric Corporation or a third party.
- Mitsubishi Electric Corporation assumes no responsibility for any damage, or infringement of any third-party's rights, originating in the use of any product data, diagrams, charts, programs, algorithms, or circuit application examples contained in these materials.
- All information contained in these materials, including product data, diagrams, charts, programs and algorithms represents information on products at the time of publication of these materials, and are subject to change by Mitsubishi Electric Corporation without notice due to product improvements or other reasons. It is therefore recommended that customers contact Mitsubishi Electric Corporation or an authorized Mitsubishi Semiconductor product distributor for the latest product information before purchasing a product listed herein.
The information described here may contain technical inaccuracies or typographical errors. Mitsubishi Electric Corporation assumes no responsibility for any damage, liability, or other loss rising from these inaccuracies or errors.
Please also pay attention to information published by Mitsubishi Electric Corporation by various means, including the Mitsubishi Semiconductor home page (<http://www.MitsubishiElectric.com/>).
- When using any or all of the information contained in these materials, including product data, diagrams, charts, programs, and algorithms, please be sure to evaluate all information as a total system before making a final decision on the applicability of the information and products. Mitsubishi Electric Corporation assumes no responsibility for any damage, liability or other loss resulting from the information contained herein.
- Mitsubishi Electric Corporation semiconductors are not designed or manufactured for use in a device or system that is used under circumstances in which human life is potentially at stake. Please contact Mitsubishi Electric Corporation or an authorized Mitsubishi Semiconductor product distributor when considering the use of a product contained herein for any specific purposes, such as apparatus or systems for transportation, vehicular, medical, aerospace, nuclear, or undersea repeater use.
- The prior written approval of Mitsubishi Electric Corporation is necessary to reprint or reproduce in whole or in part these materials.
- If these products or technologies are subject to the Japanese export control restrictions, they must be exported under a license from the Japanese government and cannot be imported into a country other than the approved destination.
Any diversion or re-export contrary to the export control laws and regulations of Japan and/or the country of destination is prohibited.
- Please contact Mitsubishi Electric Corporation or an authorized Mitsubishi Semiconductor product distributor for further details on these materials or the products contained therein.