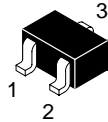


RoHS Compliant Product

A suffix of "-C" specifies halogen & lead-free



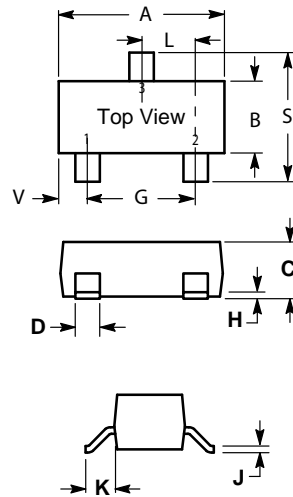
## SOT-523

### ● FEATURES

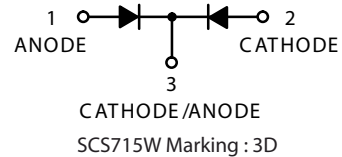
- Small Surface Mounting Type
- Low Reverse Current and Low Forward Voltage
- High Reliability

### ● MECHANICAL DATA

- Case: SOT-523, Molded Plastic
- Terminals: Solderable per MIL-STD-202, Method 208
- Polarity: See Diagrams Below
- Mounting Position: Any



SOT-523		
Dim	Min	Max
A	1.500	1.700
B	0.780	0.820
C	0.800	0.820
D	0.280	0.320
G	0.900	1.100
H	0.000	0.100
J	0.100	0.200
K	0.350	0.410
L	0.490	0.510
S	1.500	1.700
V	0.280	0.320
All Dimension in mm		



### ● MAXIMUM RATINGS AND ELECTRICAL CHARACTERISTICS

Rating 25 °C ambient temperature unless otherwise specified.  
 Single phase half wave, 60Hz, resistive or inductive load.  
 For capacitive load, derate current by 20%.

TYPE NUMBER	SYMBOL	SCS715W	UNITS
Maximum Recurrent Peak Reverse Voltage	$V_{RM}$	40	V
DC Reverse Voltage	$V_R$	40	V
Maximum Average Forward Rectified Current	$I_F$	30	mA
Peak Forward Surge Current, 8.3 ms single half sine-wave superimposed on rated load (JEDEC method)	$I_{FSM}$	200	mA
Maximum Instantaneous Forward Voltage @ $I_F=1.0$ mA	$V_F$	0.37	V
Maximum DC Reverse Current, $T_a=25$ °C @ $V_R=10$ V	$I_R$	1	$\mu$ A
Capacitance Between Terminals, $V_R=1$ V, $f=1$ MHz	$C_T$	2.0	pF
Operating Temperature Range	$T_J$	125	
Storage Temperature Range	$T_{STG}$	-40 ~ +125	

Note: ESD sensitive product handling required

● ELECTRICAL CHARACTERISTICS (  $T_a=25^\circ\text{C}$  )

