

HD74AC298/HD74ACT298

Quad 2-Input Multiplexer with Storage

HITACHI

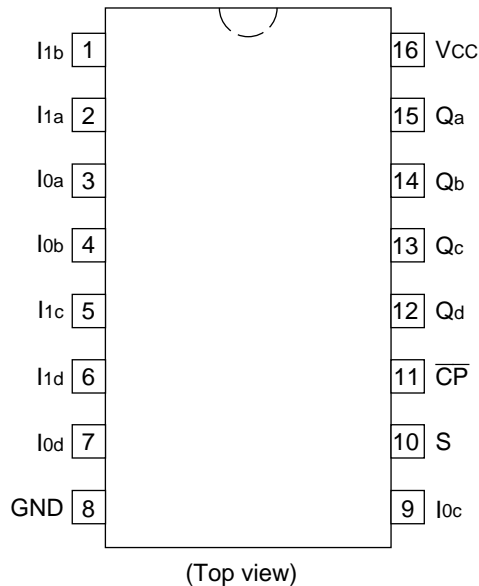
Description

This device is a high-speed multiplexer with storage. It selects four bits of data from two sources (Ports) under the control of a common Select input (S). The selected data is transferred to the 4-bit output register synchronous with the HIGH-to-LOW transition of the Clock input (\overline{CP}). The 4-bit register is fully edge triggered. The Data inputs (I_0 and I_1) and Select input (S) must be stable only one setup time prior to the HIGH-to-LOW transition of the clock for predictable operation.

Features

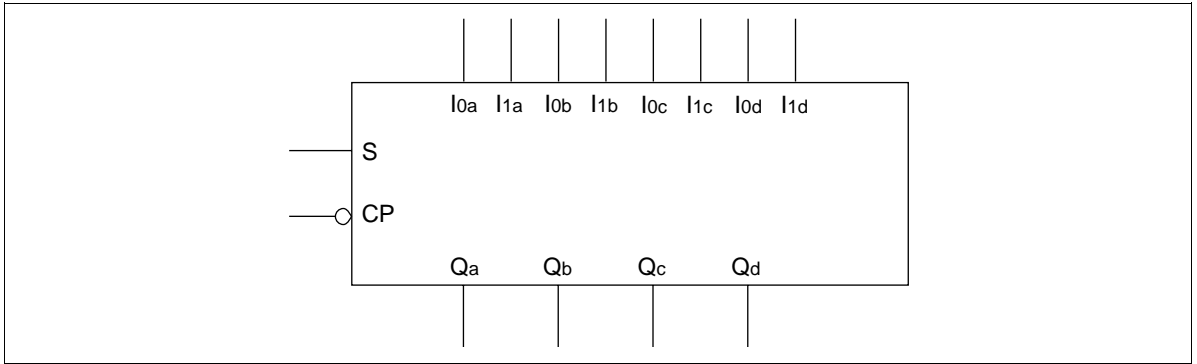
- Outputs Source/Sink 24 mA
- HD74ACT298 has TTL-Compatible Inputs

Pin Arrangement



HD74AC298/HD74ACT298



Logic Symbol



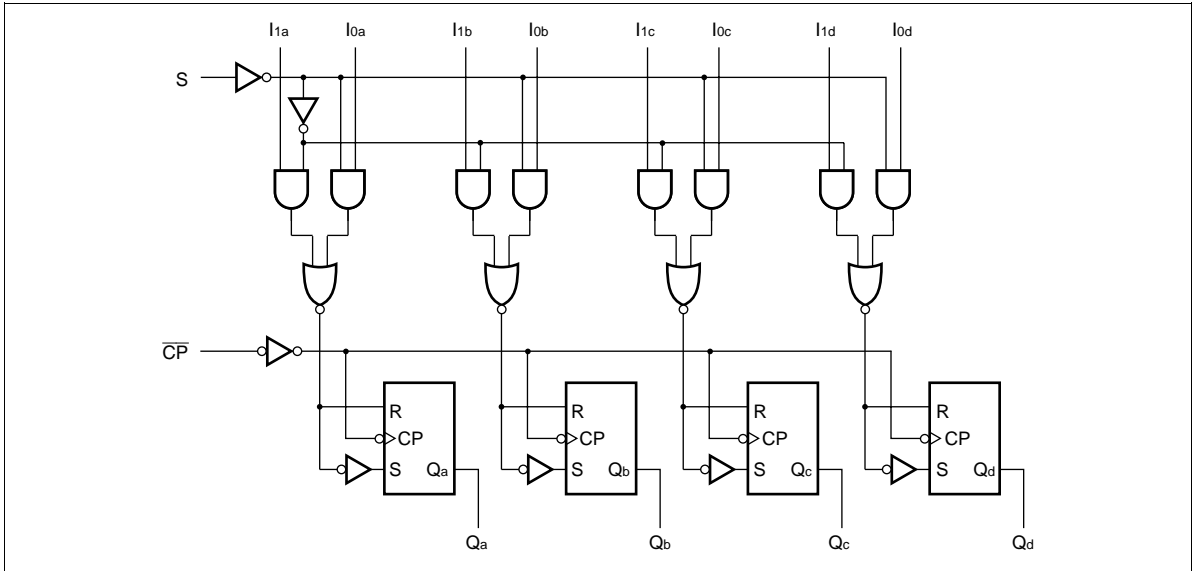
Pin Names

- $I_{1a} - I_{1d}$ Source 1 Data Inputs
- $I_{0a} - I_{0d}$ Source 0 Data Inputs
- S Select Input
- \overline{CP} Clock Pulse Input (Active Falling Edge)
- $Q_a - Q_d$ Outputs

Function Table

Inputs		Outputs			
S	Cp	Q_a	Q_b	Q_c	Q_d
L		a_1	b_1	c_1	d_1
H		a_2	b_2	c_2	d_2
X	H	Q_{A0}	Q_{B0}	Q_{C0}	Q_{D0}

Logic Diagram



DC Characteristics (unless otherwise specified)

Item	Symbol	Max	Unit	Condition
Maximum quiescent supply current	I_{CC}	80	μA	$V_{IN} = V_{CC}$ or ground, $V_{CC} = 5.5 V$, $T_a = \text{Worst case}$
Maximum quiescent supply current	I_{CC}	8.0	μA	$V_{IN} = V_{CC}$ or ground, $V_{CC} = 5.5 V$, $T_a = 25^\circ C$
Maximum I_{CC}/input (HD74ACT298)	I_{CCT}	1.5	mA	$V_{IN} = V_{CC} - 2.1 V$, $V_{CC} = 5.5 V$, $T_a = \text{Worst case}$

AC Characteristics: HD74AC298

Item	Symbol	$V_{CC} (V)^{*1}$	$T_a = +25^\circ C$ $C_L = 50 pF$			$T_a = -40^\circ C \text{ to } +85^\circ C$ $C_L = 50 pF$		Unit
			Min	Typ	Max	Min	Max	
Maximum count frequency	f_{max}	3.3	90	—	—	70	—	MHz
		5.0	110	—	—	100	—	
Propagation delay CP to Q	t_{PLH}	3.3	1.0	7.0	10.0	1.0	11.5	ns
Propagation delay CP to Q	t_{PHL}	5.0	1.0	5.0	7.5	1.0	8.5	
Propagation delay CP to Q	t_{PHL}	3.3	1.0	7.5	10.0	1.0	11.5	
Propagation delay CP to Q	t_{PHL}	5.0	1.0	5.5	7.5	1.0	8.5	

Note: 1. Voltage Range 3.3 is $3.3 V \pm 0.3 V$
Voltage Range 5.0 is $5.0 V \pm 0.5 V$

HD74AC298/HD74ACT298

AC Operating Requirements: HD74AC298

Item	Symbol	V _{CC} (V)* ¹	Ta = +25°C C _L = 50 pF		Ta = -40°C to +85°C C _L = 50 pF		Unit
			Typ	Guaranteed Minimum	Typ	Guaranteed Minimum	
Setup time, HIGH or LOW	t _{su}	3.3	4.5	5.5	7.0	ns	
D or S to CP		5.0	2.5	4.5	5.5		
Hold time, HIGH or LOW	t _h	3.3	-2.0	0.0	0.0	ns	
D _n to CP _n		5.0	-1.0	0.0	0.0		
Hold time, HIGH or LOW	t _h	3.3	-3.0	0.5	0.5	ns	
S to CP		5.0	-1.5	0.5	0.5		
Pulse width	t _w	3.3	3.0	5.5	7.0	ns	
		5.0	3.0	4.5	5.0		

Note: 1. Voltage Range 3.3 is 3.3 V ± 0.3 V
Voltage Range 5.0 is 5.0 V ± 0.5 V

AC Characteristics: HD74ACT298

Item	Symbol	V _{CC} (V)* ¹	Ta = +25°C C _L = 50 pF			Ta = -40°C to +85°C C _L = 50 pF		Unit
			Min	Typ	Max	Min	Max	
Maximum count frequency	f _{max}	5.0	70	—	—	60	—	MHz
Propagation delay CP to Q	t _{PLH}	5.0	1.0	6.0	10.0	1.0	11.0	ns
Propagation delay CP to Q	t _{PHL}	5.0	1.0	6.5	10.0	1.0	11.0	

Note: 1. Voltage Range 5.0 is 5.0 V ± 0.5 V

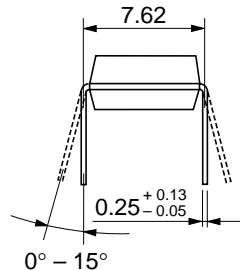
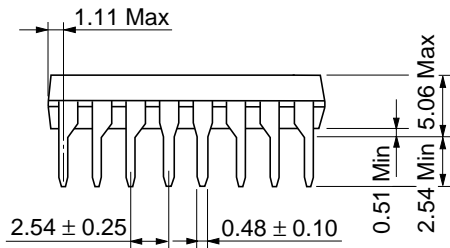

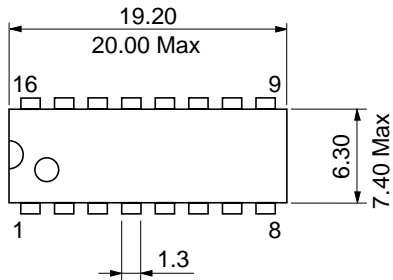
AC Operating Requirements: HD74ACT298

Item	Symbol	V _{CC} (V)*1	Ta = +25°C	Ta = -40°C		Unit
			C _L = 50 pF	to +85°C	C _L = 50 pF	
			Typ	Guaranteed Minimum		
Setup time, HIGH or LOW D _n or S to CP	t _{su}	5.0	3.5	5.5	6.5	ns
Hold time, HIGH or LOW D _n to CP	t _h	5.0	-5.0	1.0	1.0	ns
Hold time, HIGH or LOW S to CP	t _h	5.0	-0.5	1.0	1.0	ns
Pulse width	t _w	5.0	3.0	7.0	8.0	ns


Note: 1. Voltage Range 5.0 is 5.0 V ± 0.5 V

Capacitance

Item	Symbol	Typ	Unit	Condition
Input capacitance	C _{IN}	4.5	pF	V _{CC} = 5.5 V
Power dissipation capacitance	C _{PD}	30	pF	V _{CC} = 5.0 V



Hitachi Code	DP-16
JEDEC	Conforms
EIAJ	Conforms
Weight (reference value)	1.07 g



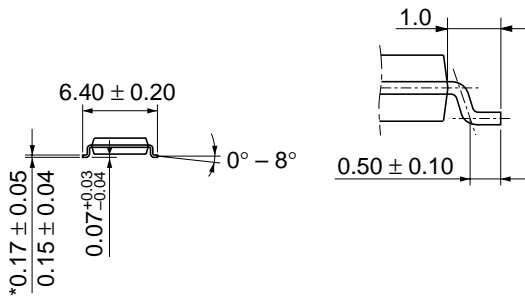
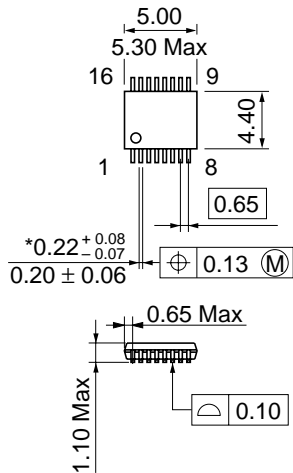
*Dimension including the plating thickness
Base material dimension

Hitachi Code	FP-16DA
JEDEC	—
EIAJ	Conforms
Weight (reference value)	0.24 g



*Dimension including the plating thickness
Base material dimension

Hitachi Code	FP-16DN
JEDEC	Conforms
EIAJ	Conforms
Weight (reference value)	0.15 g



*Dimension including the plating thickness
 Base material dimension

Hitachi Code	TTP-16DA
JEDEC	—
EIAJ	—
Weight (reference value)	0.05 g

Cautions

1. Hitachi neither warrants nor grants licenses of any rights of Hitachi's or any third party's patent, copyright, trademark, or other intellectual property rights for information contained in this document. Hitachi bears no responsibility for problems that may arise with third party's rights, including intellectual property rights, in connection with use of the information contained in this document.
2. Products and product specifications may be subject to change without notice. Confirm that you have received the latest product standards or specifications before final design, purchase or use.
3. Hitachi makes every attempt to ensure that its products are of high quality and reliability. However, contact Hitachi's sales office before using the product in an application that demands especially high quality and reliability or where its failure or malfunction may directly threaten human life or cause risk of bodily injury, such as aerospace, aeronautics, nuclear power, combustion control, transportation, traffic, safety equipment or medical equipment for life support.
4. Design your application so that the product is used within the ranges guaranteed by Hitachi particularly for maximum rating, operating supply voltage range, heat radiation characteristics, installation conditions and other characteristics. Hitachi bears no responsibility for failure or damage when used beyond the guaranteed ranges. Even within the guaranteed ranges, consider normally foreseeable failure rates or failure modes in semiconductor devices and employ systemic measures such as fail-safes, so that the equipment incorporating Hitachi product does not cause bodily injury, fire or other consequential damage due to operation of the Hitachi product.
5. This product is not designed to be radiation resistant.
6. No one is permitted to reproduce or duplicate, in any form, the whole or part of this document without written approval from Hitachi.
7. Contact Hitachi's sales office for any questions regarding this document or Hitachi semiconductor products.

HITACHI

Hitachi, Ltd.

Semiconductor & Integrated Circuits.
Nippon Bldg., 2-6-2, Ohte-machi, Chiyoda-ku, Tokyo 100-0004, Japan
Tel: Tokyo (03) 3270-2111 Fax: (03) 3270-5109

URL North America : <http://semiconductor.hitachi.com/>
 Europe : <http://www.hitachi-eu.com/hel/ecg>
 Asia (Singapore) : <http://www.has.hitachi.com.sg/grp3/sicd/index.htm>
 Asia (Taiwan) : http://www.hitachi.com.tw/E/Product/SICD_Frame.htm
 Asia (HongKong) : <http://www.hitachi.com.hk/eng/bo/grp3/index.htm>
 Japan : <http://www.hitachi.co.jp/Sicd/indx.htm>

For further information write to:

Hitachi Semiconductor
(America) Inc.
179 East Tasman Drive,
San Jose, CA 95134
Tel: <1> (408) 433-1990
Fax: <1> (408) 433-0223

Hitachi Europe GmbH
Electronic components Group
Dornacher Straße 3
D-85622 Feldkirchen, Munich
Germany
Tel: <49> (89) 9 9180-0
Fax: <49> (89) 9 29 30 00

Hitachi Europe Ltd.
Electronic Components Group.
Whitebrook Park
Lower Cookham Road
Maidenhead
Berkshire SL6 8YA, United Kingdom
Tel: <44> (1628) 585000
Fax: <44> (1628) 778322

Hitachi Asia Pte. Ltd.
16 Collyer Quay #20-00
Hitachi Tower
Singapore 049318
Tel: 535-2100
Fax: 535-1533

Hitachi Asia Ltd.
Taipei Branch Office
3F, Hung Kuo Building, No.167,
Tun-Hwa North Road, Taipei (105)
Tel: <886> (2) 2718-3666
Fax: <886> (2) 2718-8180

Hitachi Asia (Hong Kong) Ltd.
Group III (Electronic Components)
7/F., North Tower, World Finance Centre,
Harbour City, Canton Road, Tsim Sha Tsui,
Kowloon, Hong Kong
Tel: <852> (2) 735 9218
Fax: <852> (2) 730 0281
Telex: 40815 HITEC HX

Copyright ' Hitachi, Ltd., 1999. All rights reserved. Printed in Japan.

HITACHI