

**500mA 3-TERMINAL POSITIVE VOLTAGE REGULATOR****AZ78MXX****General Description**

The AZ78MXX series are monolithic integrated circuits designed as fixed-voltage regulators for a wide variety of applications including local, on-card regulation.

This series of regulators are complete with internal current limiting, thermal shutdown protection, and safe-area compensation which make them virtually immune from output overload. If adequate heat sinking are provided, these regulators can deliver output currents up to 0.5A.

The AZ78MXX series are available in two standard plastic packages: TO-220 and TO-252.

Features

- Output Current up to 0.5A
- Fixed Output Voltages of 5V, 6V, 8V, 9V and 12V
- Output Voltage Tolerances of $\pm 5\%$ over the Full Temperature Range
- Internal Short Circuit Current-Limiting
- Internal Thermal Overload Protection

Applications

- Consumer Electronics
- Microprocessor Power Supply
- Mother Board I/O Power Supply

www.DataSheet4U.com

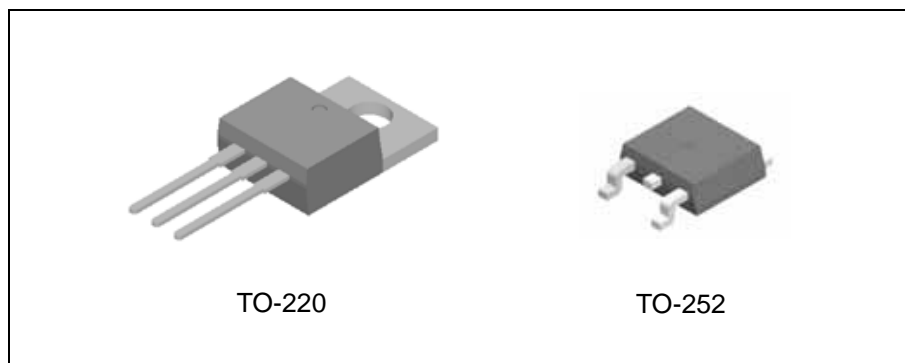


Figure 1. Package Types of AZ78MXX



500mA 3-TERMINAL POSITIVE VOLTAGE REGULATOR

AZ78MXX

Pin Configuration

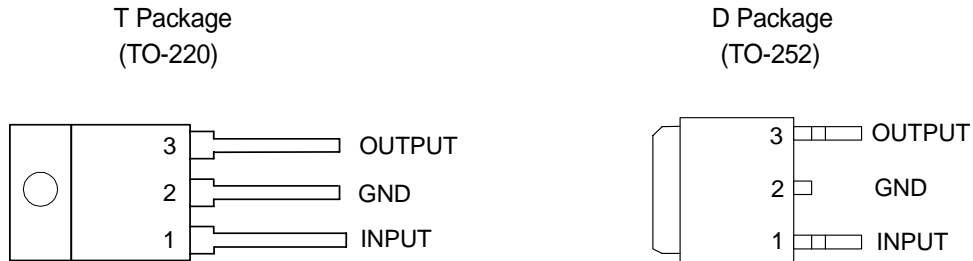


Figure 2. Pin Configuration of AZ78MXX (Top View)

Pin Description

Pin Number	Pin Name	Function
1	INPUT	Voltage Input
2	GND	Ground
3	OUTPUT	Voltage Output



500mA 3-TERMINAL POSITIVE VOLTAGE REGULATOR

AZ78MXX

Functional Block Diagram

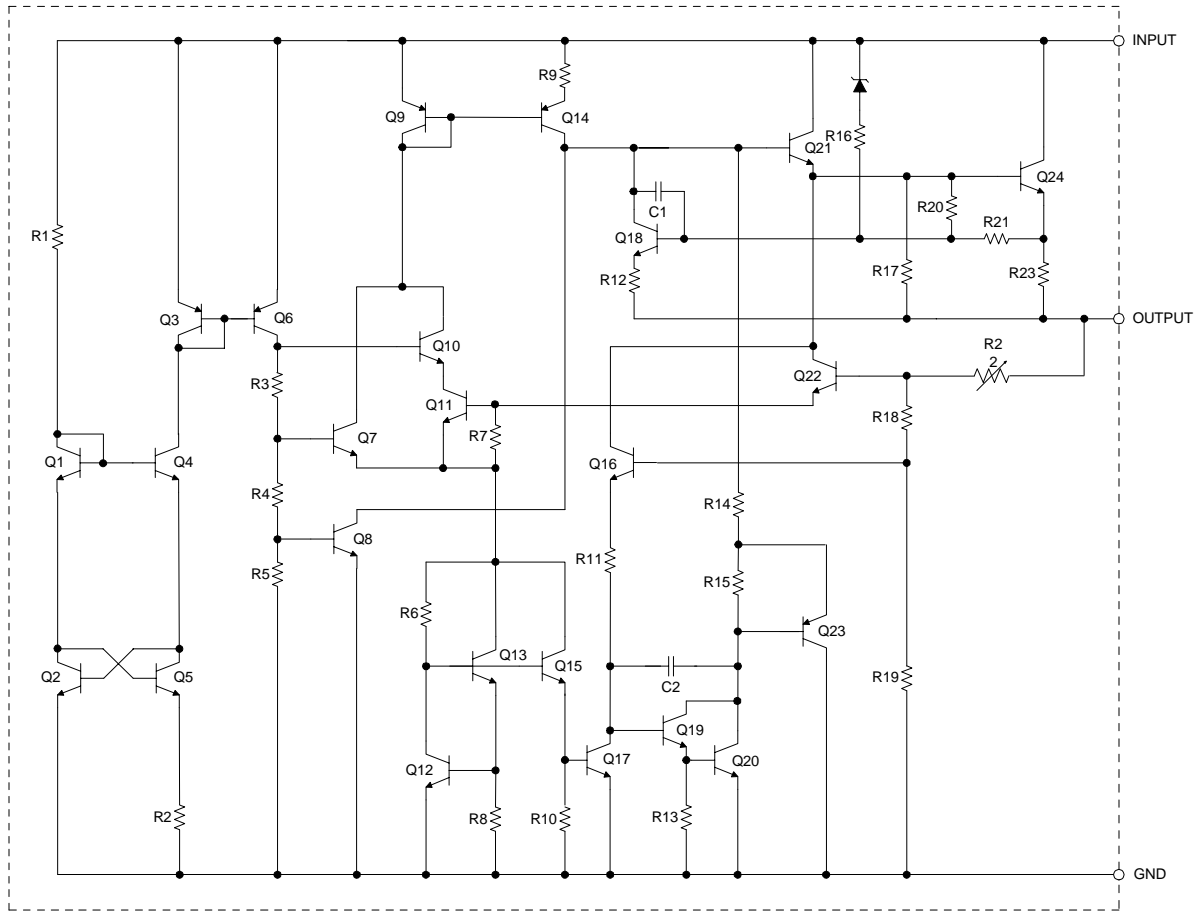


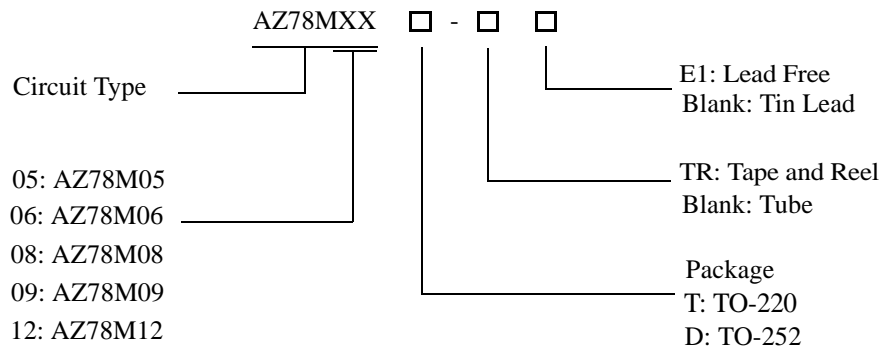
Figure 3. Functional Block Diagram of AZ78MXX



500mA 3-TERMINAL POSITIVE VOLTAGE REGULATOR

AZ78MXX

Ordering Information



Package	Temperature Range	Part Number		Marking ID		Packing Type
		Tin Lead	Lead Free	Tin Lead	Lead Free	
TO-220	-40 to 125°C	AZ78M05T	AZ78M05T-E1	AZ78M05T	AZ78M05T-E1	Tube
		AZ78M06T	AZ78M06T-E1	AZ78M06T	AZ78M06T-E1	Tube
		AZ78M08T	AZ78M08T-E1	AZ78M08T	AZ78M08T-E1	Tube
		AZ78M09T	AZ78M09T-E1	AZ78M09T	AZ78M09T-E1	Tube
		AZ78M12T	AZ78M12T-E1	AZ78M12T	AZ78M12T-E1	Tube
TO-252	-40 to 125°C	AZ78M05D	AZ78M05D-E1	AZ78M05D	AZ78M05D-E1	Tube
		AZ78M05DTR	AZ78M05DTR-E1	AZ78M05D	AZ78M05D-E1	Tape & Reel
		AZ78M06D	AZ78M06D-E1	AZ78M06D	AZ78M06D-E1	Tube
		AZ78M06DTR	AZ78M06DTR-E1	AZ78M06D	AZ78M06D-E1	Tape & Reel
		AZ78M08D	AZ78M08D-E1	AZ78M08D	AZ78M08D-E1	Tube
		AZ78M08DTR	AZ78M08DTR-E1	AZ78M08D	AZ78M08D-E1	Tape & Reel
		AZ78M09D	AZ78M09D-E1	AZ78M09D	AZ78M09D-E1	Tube
		AZ78M09DTR	AZ78M09DTR-E1	AZ78M09D	AZ78M09D-E1	Tape & Reel
		AZ78M12D	AZ78M12D-E1	AZ78M12D	AZ78M12D-E1	Tube
AZ78M12DTR	AZ78M12DTR-E1	AZ78M12D	AZ78M12D-E1	Tape & Reel		

BCD Semiconductor's Pb-free products, as designated with "E1" suffix in the part number, are RoHS compliant.

**500mA 3-TERMINAL POSITIVE VOLTAGE REGULATOR****AZ78MXX****Absolute Maximum Ratings (Note 1)**

Parameter	Symbol	Value	Unit
Input Voltage	V_{IN}	20	V
Lead Temperature (Soldering, 10 sec.)		300	°C
Power Dissipation	P_D	Internally Limited	
Storage Temperature Range	T_{STG}	-65 to 150	°C
ESD (Machine Model)	ESD	450	V

Note 1: Stresses greater than those listed under "Absolute Maximum Ratings" may cause permanent damage to the device. These are stress ratings only, and functional operation of the device at these or any other conditions beyond those indicated under "Recommended Operating Conditions" is not implied. Exposure to "Absolute Maximum Ratings" for extended periods may affect device reliability.

Recommended Operating Conditions

Parameter	Symbol	Min	Max	Unit
Supply Voltage	V_{CC}	7.5	18	V
Operating Junction Temperature Range	T_J	-40	125	°C



500mA 3-TERMINAL POSITIVE VOLTAGE REGULATOR AZ78MXX

Electrical Characteristics

AZ78M05 ($V_{IN}=10V$, $I_{OUT}=350mA$, $T_J=-40^{\circ}C$ to $125^{\circ}C$, $P_D \leq 5W$, unless otherwise noted)

Parameter	Symbol	Conditions	Min	Typ	Max	Unit
Output Voltage	V_{OUT}	$T_J=25^{\circ}C$	4.8	5	5.2	V
		$V_{IN}=7V$ to $15V$, $I_{OUT}=5mA$ to $350mA$	4.75	5	5.25	V
Line Regulation	V_{RLINE}	$T_J=25^{\circ}C$, $V_{IN}=7V$ to $15V$, $I_{OUT}=200mA$		3	50	mV
Load Regulation	V_{RLOAD}	$T_J=25^{\circ}C$, $I_{OUT}=5mA$ to $500mA$		20	100	mV
Quiescent Current	I_Q	$T_J=25^{\circ}C$		3.2	6	mA
Quiescent Current Change	ΔI_Q	$V_{IN}=8V$ to $15V$, $I_{OUT}=200mA$			0.8	mA
		$I_{OUT}=5mA$ to $350mA$			0.5	
Ripple Rejection	$\Delta V_{IN}/\Delta V_{OUT}$	$V_{IN}=8V$ to $15V$, $f=120Hz$, $I_{OUT}=200mA$	62	73		dB
Dropout Voltage	$V_{IN}-V_{OUT}$	$\Delta V_{OUT}=1\%$, $T_J=25^{\circ}C$		2		V
Output Noise Voltage	N_O	$T_A=25^{\circ}C$, $f=10Hz$ to $100KHz$		40		μV
Short Circuit Current	I_{SC}	$T_J=25^{\circ}C$, $V_{IN}=15V$		350		mA
Peak Output Current	I_{PK}	$T_J=25^{\circ}C$		700		mA
Output Voltage Drift	$\Delta V_{OUT}/\Delta T$	$I_{OUT}=5mA$		± 0.2		mV/ $^{\circ}C$

AZ78M06 ($V_{IN}=11V$, $I_{OUT}=350mA$, $T_J=-40^{\circ}C$ to $125^{\circ}C$, $P_D \leq 5W$, unless otherwise noted)

Parameter	Symbol	Condition	Min	Typ	Max	Unit
Output Voltage	V_{OUT}	$T_J=25^{\circ}C$	5.75	6	6.25	V
		$V_{IN}=8V$ to $15V$, $I_{OUT}=5mA$ to $350mA$	5.7	6	6.3	V
Line Regulation	V_{RLINE}	$T_J=25^{\circ}C$, $V_{IN}=8V$ to $15V$, $I_{OUT}=200mA$		5	50	mV
Load Regulation	V_{RLOAD}	$T_J=25^{\circ}C$, $I_{OUT}=5mA$ to $500mA$		20	120	mV
Quiescent Current	I_Q	$T_J=25^{\circ}C$		3.2	6	mA
Quiescent Current Change	ΔI_Q	$V_{IN}=9V$ to $15V$, $I_{OUT}=200mA$			0.8	mA
		$I_{OUT}=5mA$ to $350mA$			0.5	
Ripple Rejection	$\Delta V_{IN}/\Delta V_{OUT}$	$V_{IN}=9V$ to $15V$, $f=120Hz$, $I_{OUT}=200mA$	59	65		dB
Dropout Voltage	$V_{IN}-V_{OUT}$	$\Delta V_{OUT}=1\%$, $T_J=25^{\circ}C$		2		V
Output Noise Voltage	N_O	$T_A=25^{\circ}C$, $f=10Hz$ to $100KHz$		45		μV
Short Circuit Current	I_{SC}	$T_J=25^{\circ}C$, $V_{IN}=15V$		350		mA
Peak Output Current	I_{PK}	$T_J=25^{\circ}C$		700		mA
Output Voltage Drift	$\Delta V_{OUT}/\Delta T$	$I_{OUT}=5mA$		± 0.2		mV/ $^{\circ}C$



500mA 3-TERMINAL POSITIVE VOLTAGE REGULATOR

AZ78MXX

Electrical Characteristics (Continued)

AZ78M08 ($V_{IN}=14V$, $I_{OUT}=350mA$, $T_J=-40^{\circ}C$ to $125^{\circ}C$, $P_D \leq 5W$, unless otherwise noted)

Parameter	Symbol	Conditions	Min	Typ	Max	Unit
Output Voltage	V_{OUT}	$T_J=25^{\circ}C$	7.7	8	8.3	V
		$V_{IN}=10.5V$ to $15V$, $I_{OUT}=5mA$ to $350mA$	7.6	8	8.4	V
Line Regulation	V_{RLINE}	$T_J=25^{\circ}C$, $V_{IN}=10.5V$ to $15V$, $I_{OUT}=200mA$		6	50	mV
Load Regulation	V_{RLOAD}	$T_J=25^{\circ}C$, $I_{OUT}=5mA$ to $500mA$		25	160	mV
Quiescent Current	I_Q	$T_J=25^{\circ}C$		3.2	6	mA
Quiescent Current Change	ΔI_Q	$V_{IN}=10.5V$ to $15V$, $I_{OUT}=200mA$			0.8	mA
		$I_{OUT}=5mA$ to $350mA$			0.5	
Ripple Rejection	$\Delta V_{IN}/\Delta V_{OUT}$	$V_{IN}=11V$ to $15V$, $f=120Hz$, $I_{OUT}=200mA$	56	62		dB
Dropout Voltage	$V_{IN}-V_{OUT}$	$\Delta V_{OUT}=1\%$, $T_J=25^{\circ}C$		2		V
Output Noise Voltage	N_O	$T_A=25^{\circ}C$, $f=10Hz$ to $100KHz$		52		μV
Short Circuit Current	I_{SC}	$T_J=25^{\circ}C$, $V_{IN}=15V$		350		mA
Peak Output Current	I_{PK}	$T_J=25^{\circ}C$		700		mA
Output Voltage Drift	$\Delta V_{OUT}/\Delta T$	$I_{OUT}=5mA$		± 0.2		mV/ $^{\circ}C$

AZ78M09 ($V_{IN}=15V$, $I_{OUT}=350mA$, $T_J=-40^{\circ}C$ to $125^{\circ}C$, $P_D \leq 5W$, unless otherwise noted)

Parameter	Symbol	Condition	Min	Typ	Max	Unit
Output Voltage	V_{OUT}	$T_J=25^{\circ}C$	8.65	9	9.35	V
		$V_{IN}=11.5V$ to $15V$, $I_{OUT}=5mA$ to $350mA$	8.55	9	9.45	V
Line Regulation	V_{RLINE}	$T_J=25^{\circ}C$, $V_{IN}=11.5V$ to $15V$, $I_{OUT}=200mA$		6	50	mV
Load Regulation	V_{RLOAD}	$T_J=25^{\circ}C$, $I_{OUT}=5mA$ to $500mA$		25	180	mV
Quiescent Current	I_Q	$T_J=25^{\circ}C$		3.2	6	mA
Quiescent Current Change	ΔI_Q	$V_{IN}=11.5V$ to $15V$, $I_{OUT}=200mA$			0.8	mA
		$I_{OUT}=5mA$ to $350mA$			0.5	
Ripple Rejection	$\Delta V_{IN}/\Delta V_{OUT}$	$V_{IN}=12V$ to $15V$, $f=120Hz$, $I_{OUT}=200mA$	56	61		dB
Dropout Voltage	$V_{IN}-V_{OUT}$	$\Delta V_{OUT}=1\%$, $T_J=25^{\circ}C$		2		V
Output Noise Voltage	N_O	$T_A=25^{\circ}C$, $f=10Hz$ to $100KHz$		52		μV
Short Circuit Current	I_{SC}	$T_J=25^{\circ}C$, $V_{IN}=15V$		350		mA
Peak Output Current	I_{PK}	$T_J=25^{\circ}C$		700		mA
Output Voltage Drift	$\Delta V_{OUT}/\Delta T$	$I_{OUT}=5mA$		± 0.2		mV/ $^{\circ}C$

**500mA 3-TERMINAL POSITIVE VOLTAGE REGULATOR****AZ78MXX****Electrical Characteristics (Continued)**AZ78M12 ($V_{IN}=17V$, $I_{OUT}=350mA$, $T_J=-40^{\circ}C$ to $125^{\circ}C$, $P_D \leq 5W$, unless otherwise noted)

Parameter	Symbol	Conditions	Min	Typ	Max	Unit
Output Voltage	V_{OUT}	$T_J=25^{\circ}C$	11.5	12	12.5	V
		$V_{IN}=14.5V$ to $17V$, $I_{OUT}=5mA$ to $350mA$	11.4	12	12.6	V
Line Regulation	V_{RLINE}	$T_J=25^{\circ}C$, $V_{IN}=14.5V$ to $17V$, $I_{OUT}=200mA$		8	50	mV
Load Regulation	V_{RLOAD}	$T_J=25^{\circ}C$, $I_{OUT}=5mA$ to $500mA$		25	240	mV
Quiescent Current	I_Q	$T_J=25^{\circ}C$		3.2	6	mA
Quiescent Current Change	ΔI_Q	$V_{IN}=14.5V$ to $17V$, $I_{OUT}=200mA$			0.8	mA
		$I_{OUT}=5mA$ to $350mA$			0.5	
Ripple Rejection	$\Delta V_{IN}/\Delta V_{OUT}$	$V_{IN}=15V$ to $17V$, $f=120Hz$, $I_{OUT}=200mA$	55	60		dB
Dropout Voltage	$V_{IN}-V_{OUT}$	$\Delta V_{OUT} = 1\%$, $T_J=25^{\circ}C$		2		V
Output Noise Voltage	N_O	$T_A=25^{\circ}C$, $f=10Hz$ to $100KHz$		75		μV
Short Circuit Current	I_{SC}	$T_J=25^{\circ}C$, $V_{IN}=17V$		350		mA
Peak Output Current	I_{PK}	$T_J=25^{\circ}C$		700		mA
Output Voltage Drift	$\Delta V_{OUT}/\Delta T$	$I_{OUT}=5mA$		± 0.3		mV/ $^{\circ}C$



500mA 3-TERMINAL POSITIVE VOLTAGE REGULATOR **AZ78MXX**

Typical Performance Characteristics

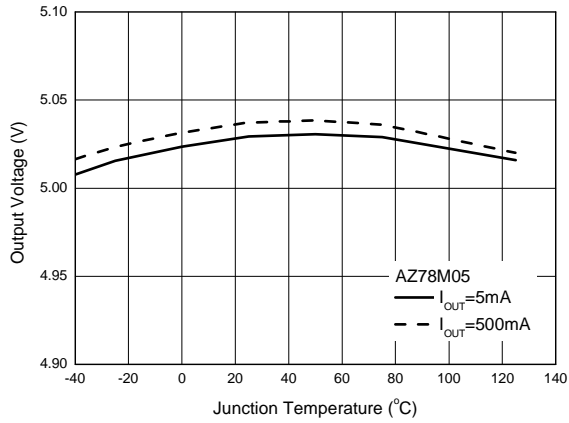


Figure 4. Output Voltage vs. Junction Temperature

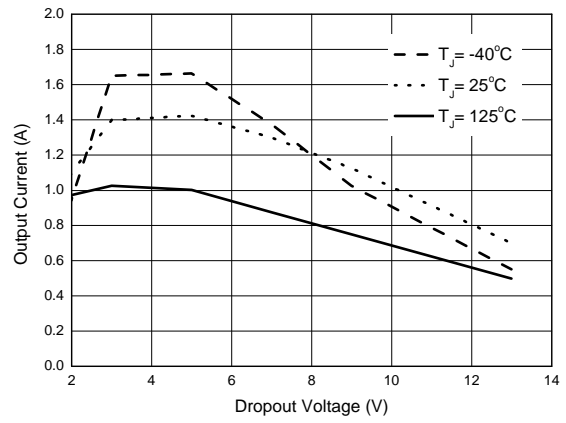


Figure 5. Peak Output Current vs. Dropout Voltage

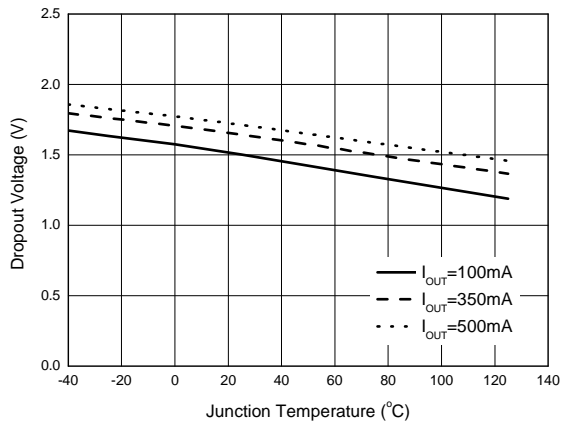


Figure 6. Dropout Voltage vs. Junction Temperature

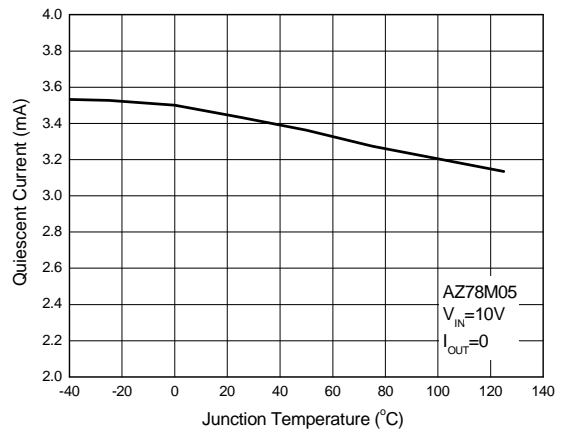


Figure 7. Quiescent Current vs. Junction Temperature



500mA 3-TERMINAL POSITIVE VOLTAGE REGULATOR

AZ78MXX

Typical Performance Characteristics (Continued)

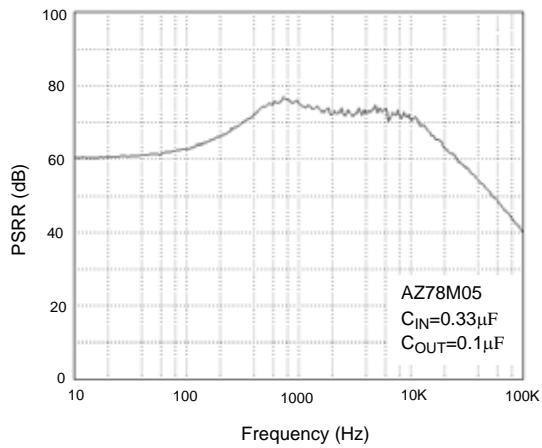


Figure 8. PSRR vs. Frequency



500mA 3-TERMINAL POSITIVE VOLTAGE REGULATOR

AZ78MXX

Typical Application

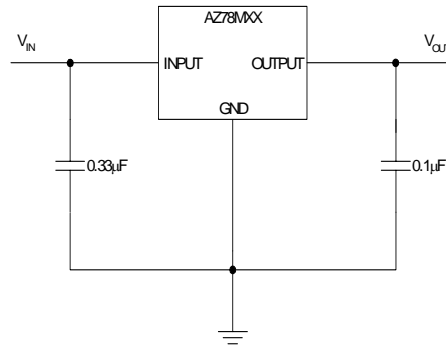


Figure 9. Typical Application of AZ78MXX

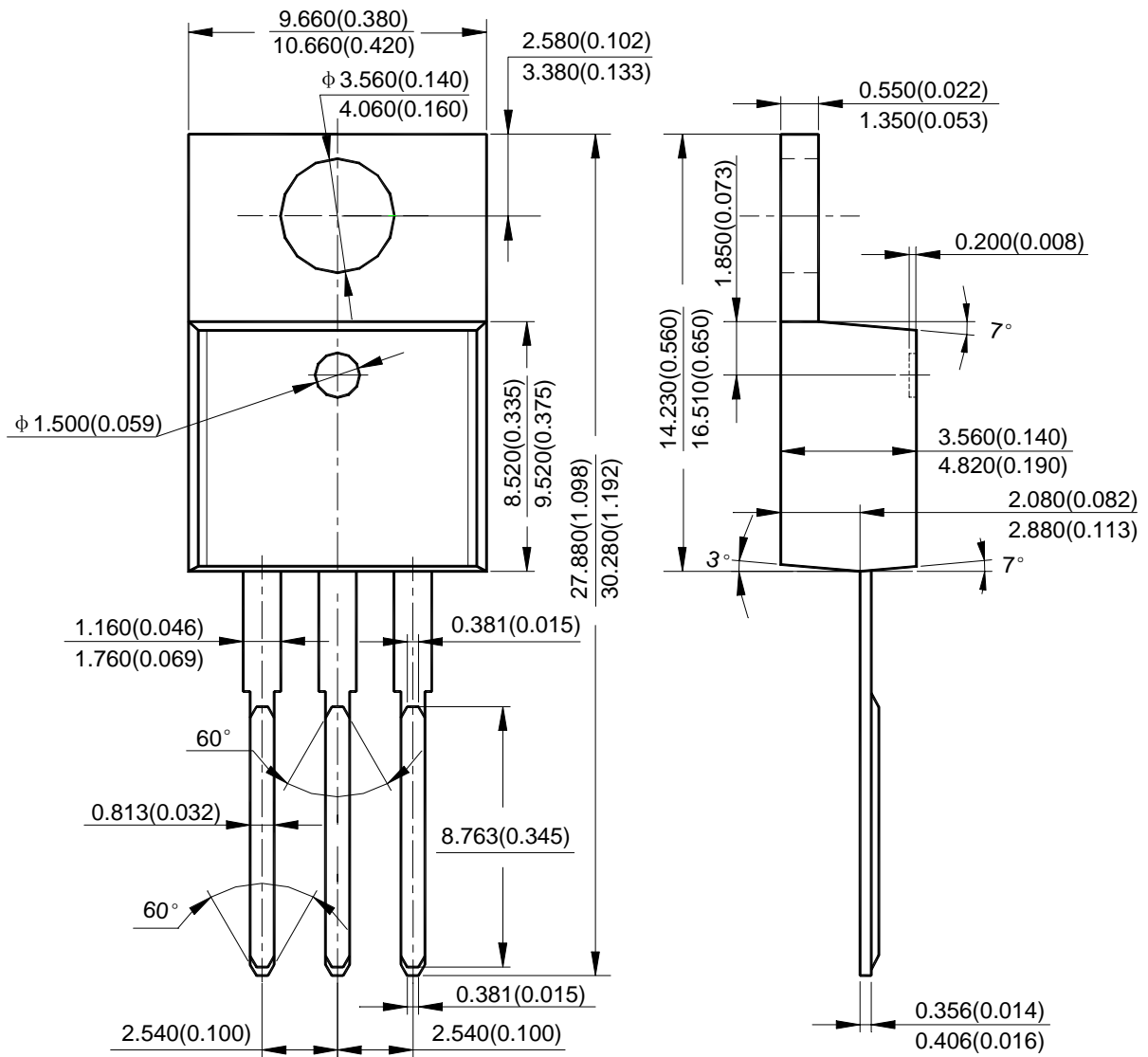


500mA 3-TERMINAL POSITIVE VOLTAGE REGULATOR **AZ78MXX**

Mechanical Dimensions

TO-220

Unit: mm(inch)



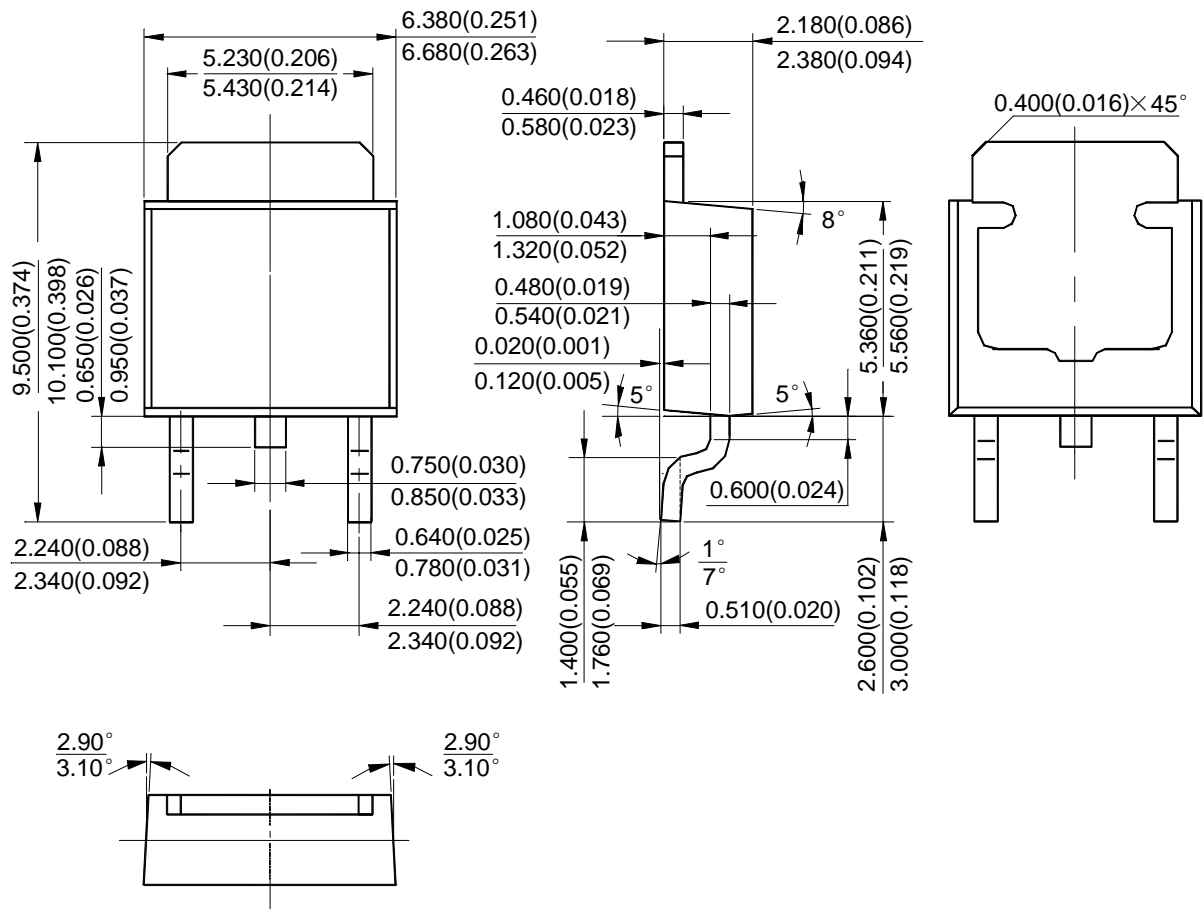


500mA 3-TERMINAL POSITIVE VOLTAGE REGULATOR **AZ78MXX**

Mechanical Dimensions (Continued)

TO-252

Unit: mm(inch)





BCD Semiconductor Manufacturing Limited

<http://www.bcdsemi.com>

BCD Semiconductor Corporation

3170 De La Cruz Blvd, Suite # 105 Santa Clara, CA 95054-2411, U.S.A

Tel: +1-408-988 6388, Fax: +1-408-988 6386

Shanghai SIM-BCD Semiconductor Manufacturing Co., Ltd.

800 Yi Shan Road, Shanghai 200233, PRC

Tel: +86-21-6485-1491, Fax: +86-21-5450-0008

Advanced Analog Circuits (Shanghai) Corporation

8F, B Zone, 900 Yi Shan Road, Shanghai 200233, PRC

Tel: +86-21-6495 9539, Fax: +86-21-6485 9673

BCD Semiconductor (Taiwan) Company Limited

Room 2210, 22nd Fl, 333, Keelung Road, Sec. 1, TaiPei (110), Taiwan

Tel: +886-2-2758 6828, Fax: +886-2-2758 6892

IMPORTANT NOTICE

BCD Semiconductor Manufacturing Limited reserves the right to make changes without further notice to any products or specifications herein. BCD Semiconductor Manufacturing Limited does not assume any responsibility for use of any its products for any particular purpose, nor does BCD Semiconductor Manufacturing Limited assume any liability arising out of the application or use of any its products or circuits. BCD Semiconductor Manufacturing Limited does not convey any license under its patent rights or other rights nor the rights of others.