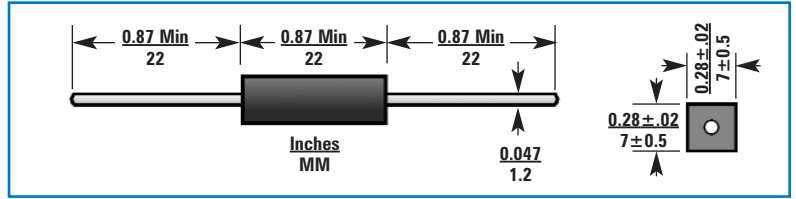





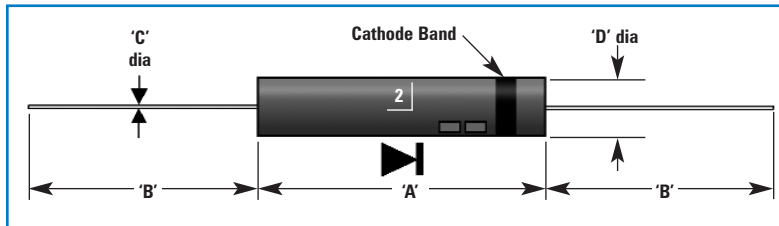
# HIGH VOLTAGE POWER DIODES STANDARD AND ULTRA-FAST RECOVERY



HVCA Number	Repetitive Peak Reverse $V_{RRM}$ V(Volts)	Avg. Forward Current Max. $I_{FAVM@55^{\circ}C}$ mA (milliAmps)	Max. Forward Voltage Drop $V_F@I_F$ V(Volts)	Max. Reverse Current $I_R@V_{RRM}@25^{\circ}C$ $\mu$ A (microAmps)	Max. Surge Current $I_{FSM}$ (8.3ms) A (Amps)
<b>UX—Fast Recovery 50 nsec High Current Diode</b>					
UX-F0B	8000	500	14.0	0.5	20
<b>HVR-1X—Standard Recovery High Current Diodes</b>					
HVR-1X-40A	10000	500	10.0	0.3	30
HVR-1X-30B	12000	500	11.0	0.3	30



## MEDIUM POWER HIGH VOLTAGE SILICON DIODES



Dimension Details

A		B		C		D	
Maximum	Minimum	Minimum	Maximum	Minimum	Maximum	Minimum	Maximum
Inch	mm	Inch	mm	Inch	mm	Inch	mm
0.60	15.24	0.60	15.24	0.028	0.71	0.032	0.81
						0.170	4.30

### SPECIFICATIONS

HVCA Number	Repetitive Peak Reverse Voltage $V_{RRM}$ V(Volts)	Average Forward Current Maximum $I_{FAVM}@$		Maximum Single Cycle Surge Current $I_{FSM}$ A (Amps)	Maximum Forward Voltage Drop $V_F@T_A=25^{\circ}C$ & 100ma V (Volts)	Maximum Reverse Current $I_R@V_{RRM}$		Maximum Reverse Recovery Time@ $T_A=25^{\circ}C$ $T_{rr}$ (nsec)	Maximum Virtual Junction Capacit. $C_J@T_A=25^{\circ}C$ $V_{RRM}=0$ $F=1$ Mhz PicoFarads
		$T_A=40^{\circ}C$ A (Amps)	$T_{OIL}=55^{\circ}C$ A (Amps)			$T_A=25^{\circ}C$ $\mu$ Amps	$T_A=100^{\circ}C$ $\mu$ Amps		
2CL2F	8,000	0.10	0.22	20	10.0	2.0	40	-	15
2CL2G	10,000	0.10	0.22	20	12.0	2.0	40	-	15
2CL2H	12,000	0.10	0.22	20	13.0	2.0	40	-	15
2CL2J	15,000	0.10	0.22	20	16.0	2.0	40	-	15
2CL2FF	8,000	0.06	0.12	10	16.0	2.0	50	150	15
2CL2FG	10,000	0.06	0.12	10	18.0	2.0	50	150	15
2CL2FH	12,000	0.06	0.12	10	20.0	2.0	50	150	15
2CL2FJ	15,000	0.06	0.12	10	24.0	2.0	50	150	15
2CL2FK	10,000	0.10	0.22	10	22.0	2.0	50	100	15
2CL2FL	15,000	0.10	0.22	10	26.0	2.0	50	100	15
2CL2FM	20,000	0.10	0.22	10	35.0	2.0	50	100	15