



SPL830-1-4-PD



TECHNICAL DATA

Pigttailed Coaxial Laser Diode

Features

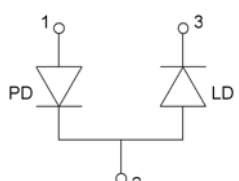
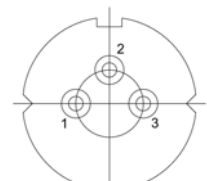
- 830 nm
- SM Fiber
- Coaxial package
- Built-in PD

Applications

- Medical laser treatment
- Others



Electrical Connection

Pin Configuration	Bottom View								
 <table border="1"> <thead> <tr> <th>PIN</th> <th>Function</th> </tr> </thead> <tbody> <tr> <td>1</td> <td>PD Anode</td> </tr> <tr> <td>2</td> <td>LD Anode, PD Cathode</td> </tr> <tr> <td>3</td> <td>LD Cathode</td> </tr> </tbody> </table>	PIN	Function	1	PD Anode	2	LD Anode, PD Cathode	3	LD Cathode	
PIN	Function								
1	PD Anode								
2	LD Anode, PD Cathode								
3	LD Cathode								

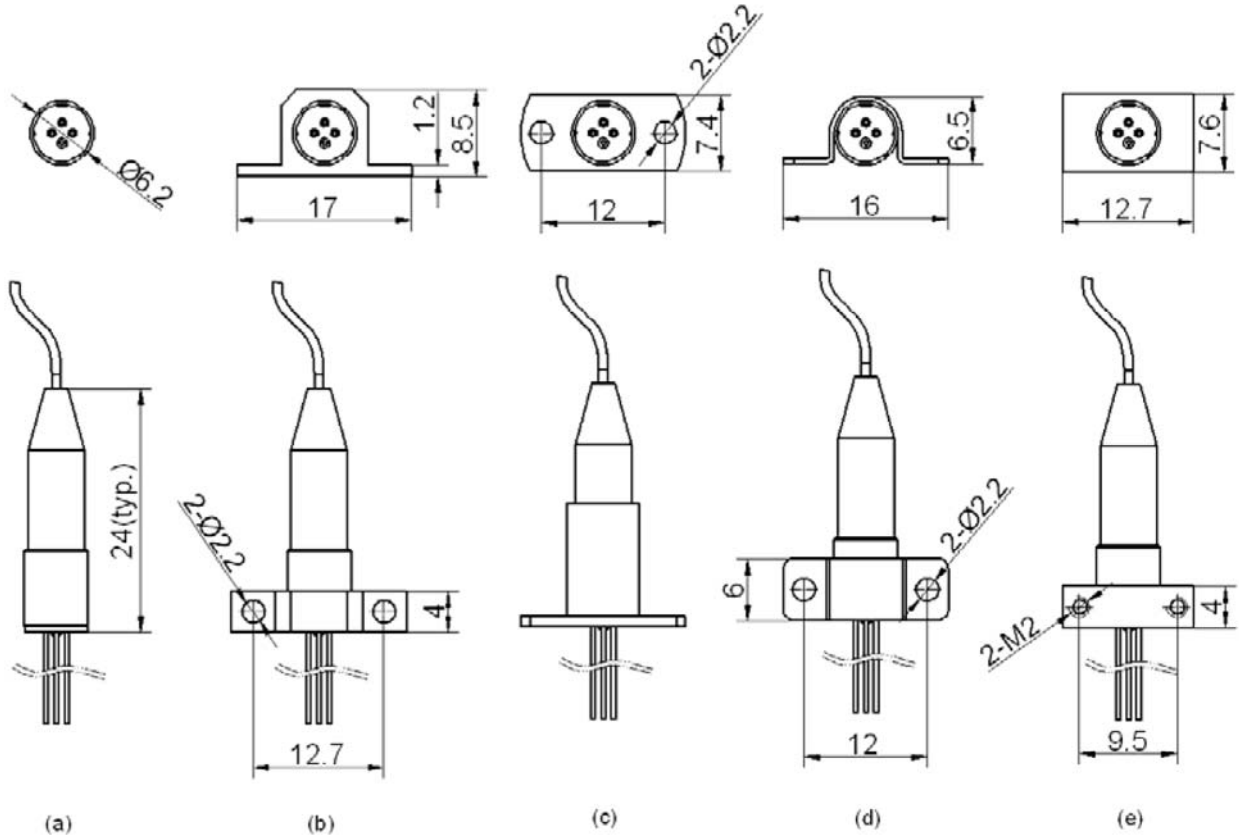
Specifications (25°C)

Type	Min.	Typ.	Max.	Unit
Optical Specification				
Output Power P_F	-	1	-	mW
Center Wavelength λ_C	810	820	830	nm
Spectral Width $\Delta\lambda$	-	2.0	-	nm
Fiber Characteristics				
Fiber core diameter	4			μm
Fiber Length	-	0.8	1.0	m
Connector	FC/ST/SMA-905			
Electrical Specification				
Slope Efficiency E_s	0.3	0.7	-	mW/mA
Threshold Current I_{th}	-	10	15	mA
Operation Current I_O	-	18	25	mA
Operation Voltage V_f	-	1.7	2.3	V
Monitor Current I_m	-	0.1	-	mA
PD Reverse Voltage	-	30	-	V
Package Style	Coaxial			
Absolute Maximum Ratings				
Reverse Voltage V_r	2.0			V
Operating Temperature T_{Op}	-10 ... +40			$^{\circ}\text{C}$
Storage Temperature T_{stq}	-15 ... +85			$^{\circ}\text{C}$
Lead Soldering Temperature (10 sec.)	260			$^{\circ}\text{C}$

The above specifications are for reference purpose only and subjected to change without prior notice.



Package Dimensions (Unit: mm)





Safety of Laser light

- Laser Light can damage the human eyes and skin. Do not expose the eye or skin directly to any laser light and/or through optical lens. When handling the LDs, wear appropriate safety glasses to prevent laser light, even any reflections from entering to the eye. Focused laser beam through optical instruments will increase the chance of eye hazard.
- These LDs are emitting invisible light.



Cautions

1. Operating methode

- This LD shall change its forward voltage requirement and optical output power according to temperature change. Also, the LD will require more operation current to maintain same output power as it degrades. In order to maintain output power, use of APC (Automatic Power Control) is recommended. Which use monitor feedback to adjust the operation current.
- Confirm that electrical spike current generated by switching on and off does not exceed the maximum operating current level specified herein above as absolute maximum rating. Also, employ appropriate countermeasures to reduce chattering and/or overshooting in the circuit.

2. Static Electricity

- Static electricity or electrical surges will reduce and degrade the reliability of the LDs. It is recommended to use a wrist strap or anti-electrostatic glove when handling the product.

3. Absolute Maximum Rating

- Active layer of LDs shall have high current density and generate high electric field during its operation. In order to prevent excessive damage, the LD must be operated strictly below absolute maximum rating.



NOTE
LASERDIODE
MUST BE COOLED