
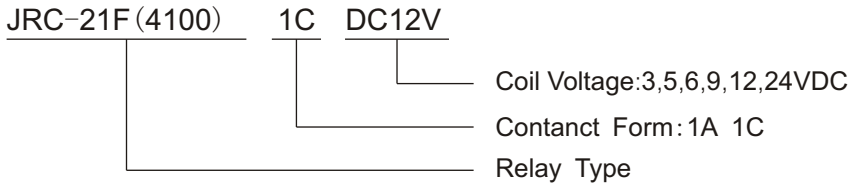


▶ PCB Relay —JRC-21F(4100)

Order Model



Contact Data

Contact Form	1A,1C
Contact Material	AgCdO
Contact Resistance	≤100MΩ(1A 6VDC)
Max Switching Current	3A
Rated Load	3A 125VAC/30VDC

Coil Specification

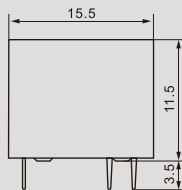
Coil Voltage	3~24VDC
Coil Power	0.2W,0.36W

Technical Specification

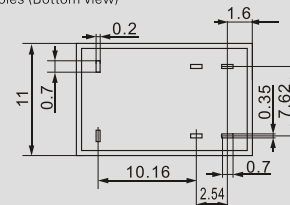
Insulation Resistance	≥100MΩ(500VDC)
Dielectric Strength (Between coil and Contact)	≥1000VAC
Operate Time	≤10ms
Release Time	≤5ms
Mechanical Life	1 × 10 ⁷
Electrical Life	1 × 10 ⁵
Install Mode	PCB
Weight	4g

Dimension / Mounting holes / Wiring diagram

JRC-21F(4100) Outline dimension



JRC-21F(4100) Mounting holes (Bottom view)



JRC-21F(4100) Wiring diagram (Bottom view)

