

FPCAP Functional Polymer Aluminum Solid Electrolytic Capacitors

FS & FA series

Large Capacitance	φ4, φ5	Low ESR
SMD	Lead-free	RoHS Compliance

NEW



Features

By using Functional Polymer cathode, Frequency & Temp. characteristics are greatly improved.

- Low ESR at a high frequency range.
- High ripple current capability.
- Long life and high reliability.

Applications

- Switching Power Supply and DC/DC Converter.
- Back up Power Supplies of CPU (VRM etc.)
- Miniature high Power Supply.

Environmental Correspondence

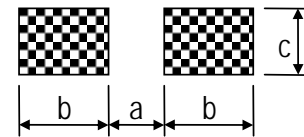
Corresponding to Lead-free, RoHS compliance and Halogen-free.

- The Lead-free of terminal plating (Sn)

Specifications

Items		Characteristic
		FS, FA
Operating temp. range		-55 to +105°C
Rated voltage range		2.5 to 25V _{DC}
Capacitance range		10 to 330μF
Capacitance tolerance		±20% (M)
Endurance	Test condition	105°C, rated voltage 2000Hrs.
	Capacitance	Within ±20% of initial value before test
	Leakage current	Not to exceed the initial specified value
	ESR	Not to exceed 150% of initial specified value
	tan δ	Not to exceed 150% of initial specified value
Failure Rate		0.5% / 1000Hrs. Max (60%CL)

Recommended land pattern



[Unit: mm]

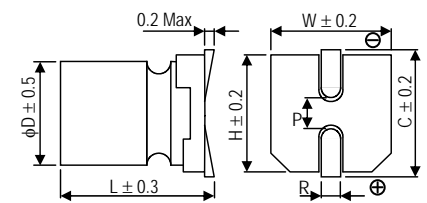
φD	a	b	c
4	1.0	2.6	1.6
5	1.4	3.0	1.6

Size (ESR) List

[φD×L (mΩ)]

Cap. [μF]	R.V. (S.V.) [V]		[φD×L (mΩ)]						
	2.5 (2.8)	4.0 (4.6)	6.3 (7.2)	10 (11.5)	16 (18.4)	25 (28.7)	FS	FS	FS
10	FS	FA			4×5.2 (220)				
22					5×5.7 (45)	5×5.7 (40)			
33					5×5.7 (35)				
39					5×5.7 (35)				
47				5×5.7 (30)					
68				5×5.7 (30)					
100			5×5.7 (22)	5×5.7 (24)					
120				5×5.7 (24)					
150			5×5.7 (22)						
180	5×5.7 (21)								
330		5×5.7 (10)							

Dimensions



[Unit: mm]

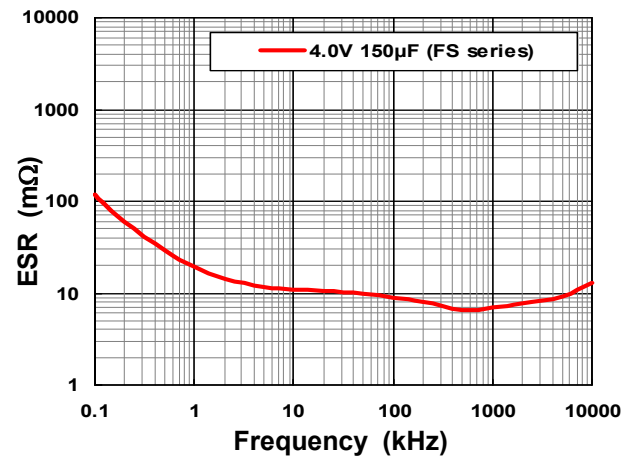
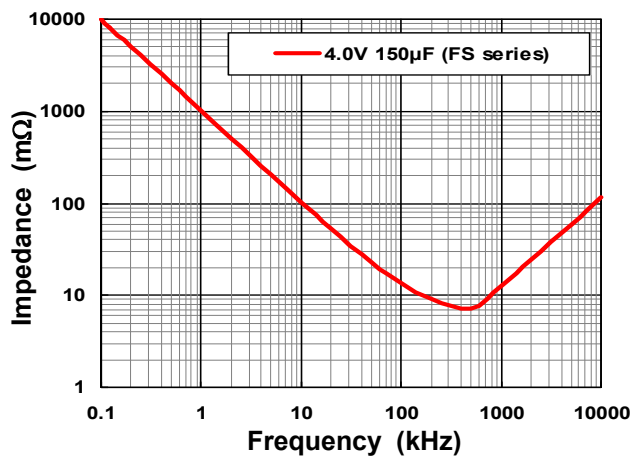
φD×L	W	H	C	R	P
4×5.2	4.3	4.3	5.1	0.5 to 0.9	1.0
5×5.7	5.3	5.3	5.9	0.5 to 0.9	1.4

● Part number & Specifications

Rated Voltage (V)	Rated Capacitance (μF, 120Hz)	Part Number		Leakage Current * (μA, 2 min)	tanδ (120Hz)	ESR (mΩ, 100kHz)	Rated Ripple Current (mA, r.m.s.)	Case Size φD×L(mm)
		NICHICON	FPCAP					
2.5	180	RFS0E181MCN1GS	FP-2R5ME181M-FSR	300	0.12	21	2670	5 × 5.7
	330	RFA0E331MCN1GS	FP-2R5ME331M-FAR	500	0.12	10	3300	5 × 5.7
4.0	100	RFS0G101MCN1GS	FP-4R0ME101M-FSR	300	0.12	22	2610	5 × 5.7
	150	RFS0G151MCN1GS	FP-4R0ME151M-FSR	300	0.12	22	2610	5 × 5.7
6.3	47	RFS0J470MCN1GS	FP-6R3ME470M-FSR	300	0.12	30	2000	5 × 5.7
	100	RFS0J101MCN1GS	FP-6R3ME101M-FSR	300	0.12	24	2500	5 × 5.7
	120	RFS0J121MCN1GS	FP-6R3ME121M-FSR	300	0.12	24	2500	5 × 5.7
10	10	RFS1A100MCN1GB	FP-010ME100M-FSR	100	0.12	220	700	4 × 5.2
	68	RFS1A680MCN1GS	FP-010ME680M-FSR	300	0.12	30	2000	5 × 5.7
16	22	RFS1C220MCN1GS	FP-016ME220M-FSR	100	0.12	45	1210	5 × 5.7
	33	RFS1C330MCN1GS	FP-016ME330M-FSR	105	0.12	35	2070	5 × 5.7
	39	RFS1C390MCN1GS	FP-016ME390M-FSR	125	0.12	35	2070	5 × 5.7
25	22	RFS1E220MCN1GS	FP-025ME220M-FSR	300	0.12	40	2200	5 × 5.7

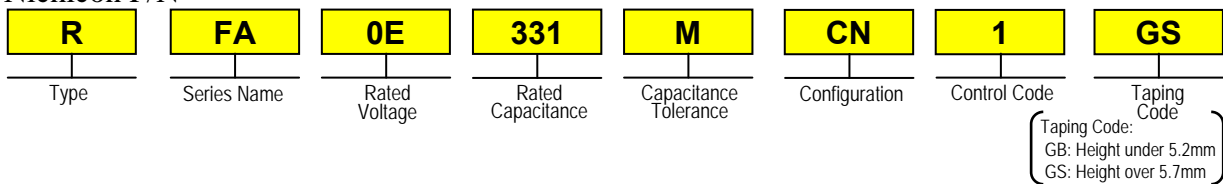
* In case of some doubt about measured values, measure after applying rated voltage for 120 minutes at 105°C.

● Frequency Characteristics



● Part Number (EX) 2.5V, 330μF, FA series

Nichicon P/N



FPCAP P/N

