

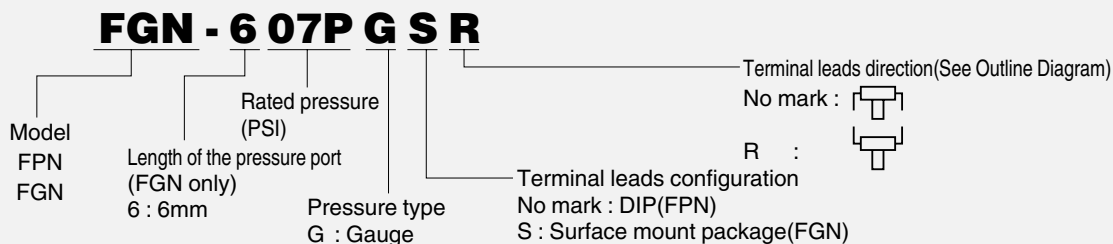
■ Features

- Dual-In-line-Package (DIP) or SMD, Easy to mount on PCB
- Vacuum pressure measurable

■ Applications

- Home use Non-Invasive Blood Pressure(NIBP) monitors
- Vacuum cleaner
- Washing machine

■ Part number for ordering



Pressure type	Gauge pressure	
	FPN	FGN-6
Model		
Package configuration	Dual-In-line-Package (DIP)	Surface mount package, 6mm pressure port

Measurable pressure range (kPa)	Part number for ordering		
-13.79~13.79	FPN-02PG	FPN-02PGR	FGN-602PGSR
-34.47~34.47	FPN-05PG	FPN-05PGR	FGN-605PGSR
-48.26~48.26	FPN-07PG	FPN-07PGR	FGN-607PGSR
-98.07~103.4	FPN-15PG	FPN-15PGR	FGN-615PGSR

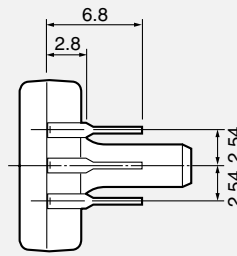
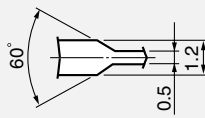
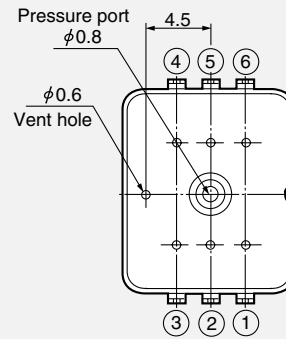
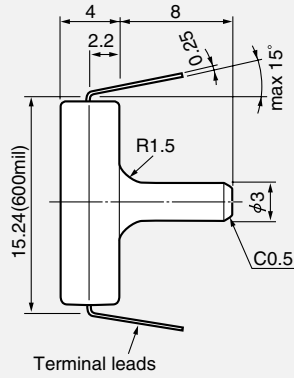
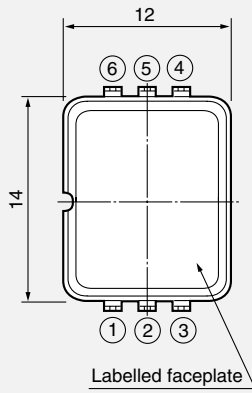
■ Specifications

Model/Rated pressure	02PG	05PG	07PG	15PG	unit
Recommended operating conditions					
Pressure type	Gauge pressure				—
Rated pressure	13.79	34.47	48.26	103.4	kPa
	0.141	0.352	0.492	1.055	kg/cm ²
Measurable pressure range	-13.79~13.79	-34.47~34.47	-48.26~48.26	-98.07~103.4	kPa
Pressure media	Non-corrosive gas				—
Excitation current (Constant)	1.5				mADC
Absolute maximum rating					
Maximum load pressure	Twice of rated pressure				—
Maximum excitation current	3.0				mADC
Operating temperature	0~80				°C
Storage temperature	-20~100				°C
Operating humidity	30~80 (No dew condensation)				%RH
Electric performances/characteristics (Excitation current I=1.5mA constant, Ambient temperature Ta=25°C)					
Full scale span voltage	40~130				mV
Offset voltage	±40	±25			mV
Bridge impedance	4000~6000				Ω
Mechanical response time	2 (For the reference)				msec
Accuracy	Temperature sensitivity of offset (TSO)	±10.0	±8.0		%FS/0~50°C
	Temperature coefficient of sensitivity (TCS)	5.0	2.5		%FS/0~50°C
	Linearity	±0.6	±0.3		%FS
	Pressure hysteresis	±1.0	±0.7		%FS

Outline dimensions

unit(mm)

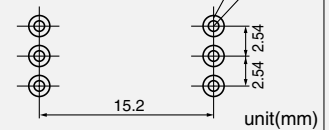
FPN



Recommended footprint for PCB

6- φ0.9(Diameter of through holes)

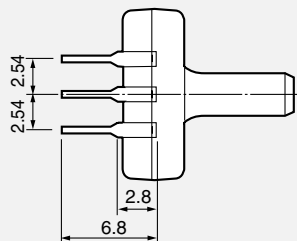
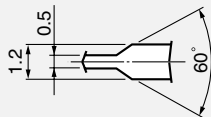
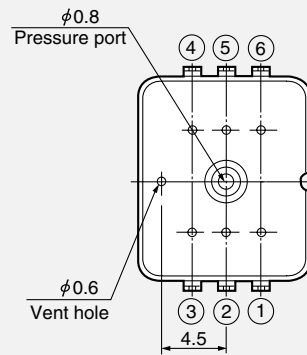
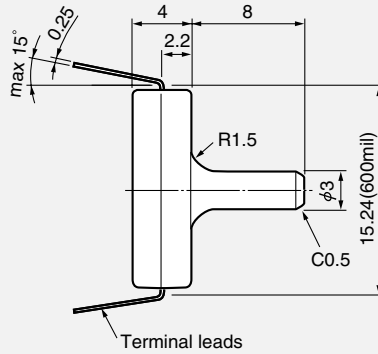
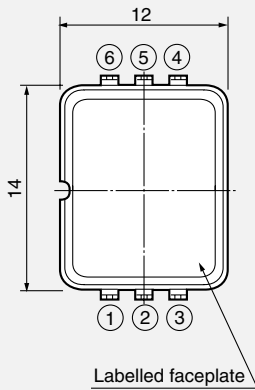
6- φ1.8(Diameter of lands)



unit(mm)

FPN-R

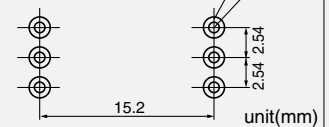
unit(mm)



Recommended footprint for PCB

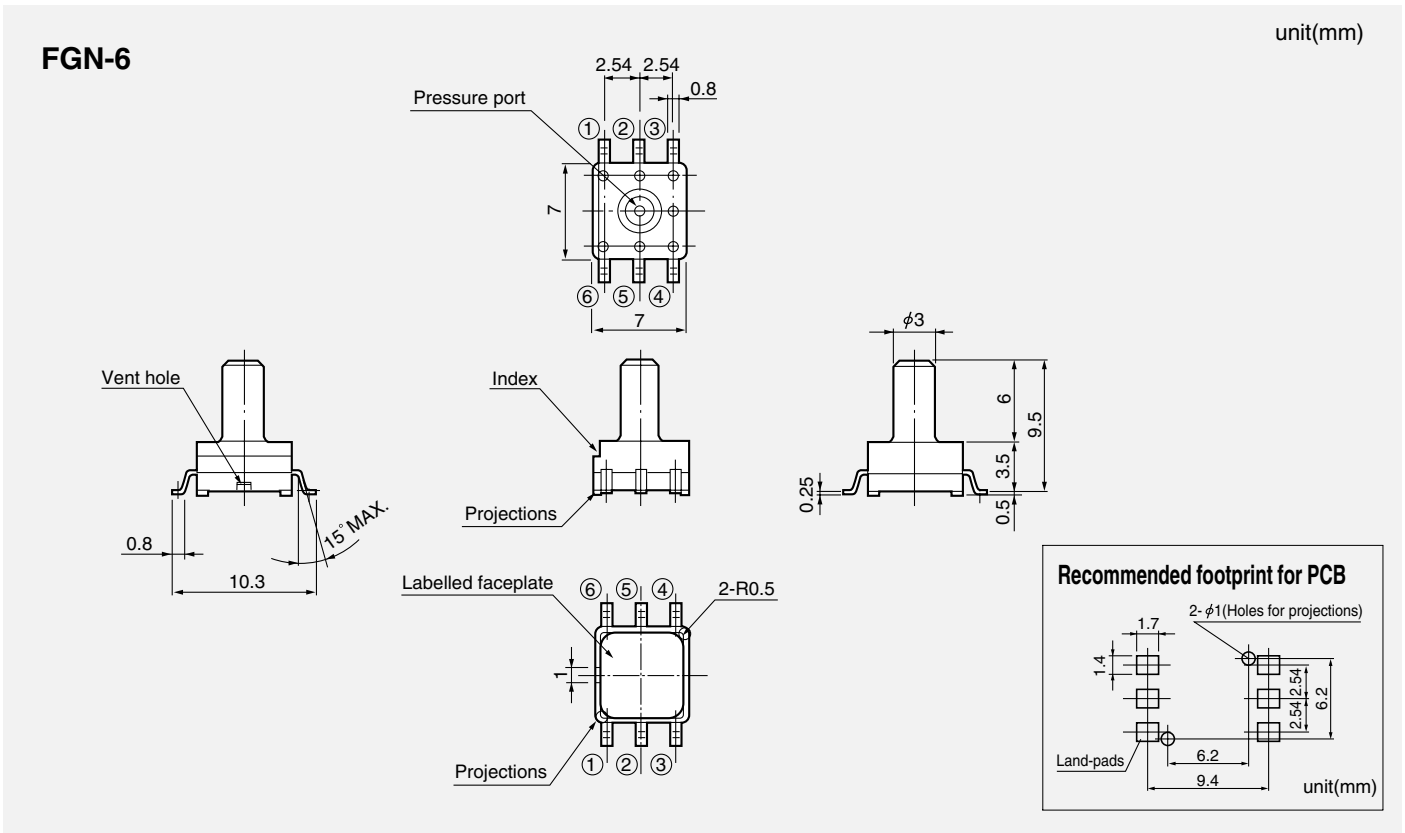
6- φ0.9(Diameter of through holes)

6- φ1.8(Diameter of lands)

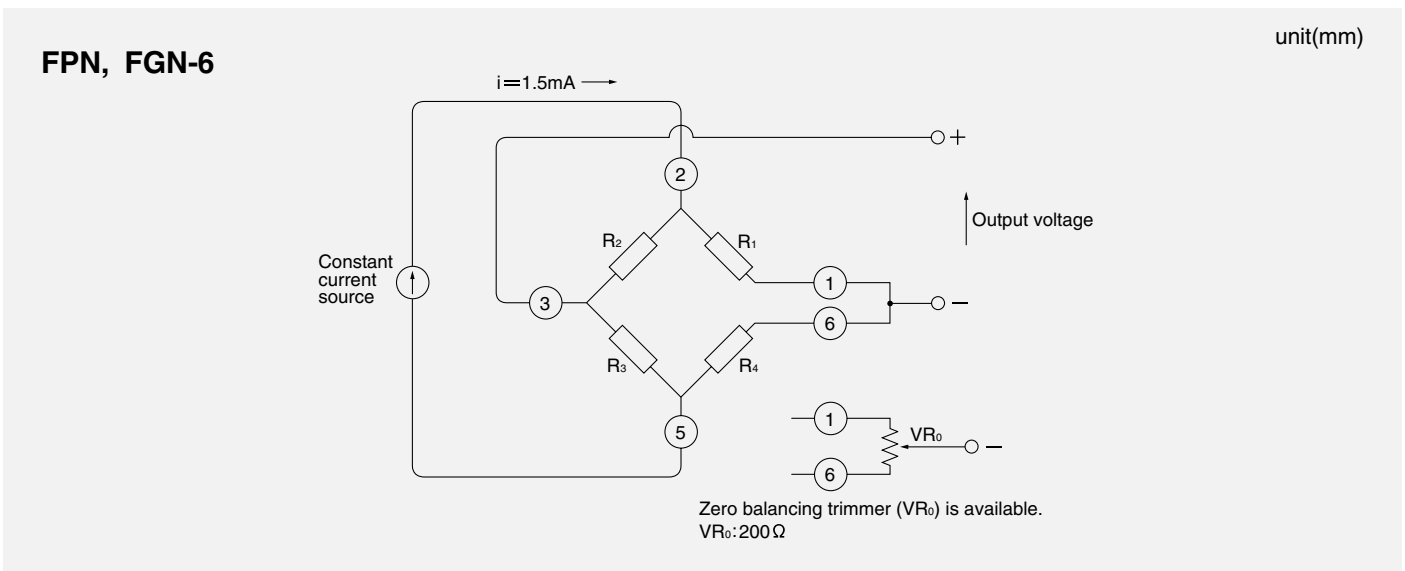


unit(mm)

Outline dimensions



Connection diagram



Note ; Please read instruction "Notes" before using the sensor.
 Fujikura reserves the right to change specifications without notice.

Fujikura Ltd.

If you have any questions regarding technical issues or specifications, please contact us.
 Sensor Engineering Department 5-1 Kiba 1-chome, Koto-ku, Tokyo 135-8512, Japan
 Phone +81-(0)3-5606-1072 Fax. +81-(0)3-5606-1538
 E-mail : sensor@fujikura.co.jp